

B S R & Co. LLP

Chartered Accountants

Embassy Golf Links Business Park,
Pebble Beach, B Block, 3rd Floor, No. 13/2,
Off Intermediate Ring Road,
Bengaluru-560 071 India

Telephone: + 91 80 4682 3000
Fax: + 91 80 4682 3999

Independent Auditor's Report

To the Members of Titan Commodity Trading Limited

Report on the Audit of the Financial Statements

Opinion

We have audited the financial statements of Titan Commodity Trading Limited (the "Company") which comprise the balance sheet as at 31 March 2023, and the statement of profit and loss (including other comprehensive income), statement of changes in equity and statement of cash flows for the year then ended, and notes to the financial statements, including a summary of significant accounting policies and other explanatory information.

In our opinion and to the best of our information and according to the explanations given to us, the aforesaid financial statements give the information required by the Companies Act, 2013 ("Act") in the manner so required and give a true and fair view in conformity with the accounting principles generally accepted in India, of the state of affairs of the Company as at 31 March 2023, and its profit and other comprehensive loss, changes in equity and its cash flows for the year ended on that date.

Basis for Opinion

We conducted our audit in accordance with the Standards on Auditing (SAs) specified under Section 143(10) of the Act. Our responsibilities under those SAs are further described in the *Auditor's Responsibilities for the Audit of the Financial Statements* section of our report. We are independent of the Company in accordance with the Code of Ethics issued by the Institute of Chartered Accountants of India together with the ethical requirements that are relevant to our audit of the financial statements under the provisions of the Act and the Rules thereunder, and we have fulfilled our other ethical responsibilities in accordance with these requirements and the Code of Ethics. We believe that the audit evidence we have obtained is sufficient and appropriate to provide a basis for our opinion on the financial statements.

Management's and Board of Directors' Responsibilities for the Financial Statements

The Company's Management and Board of Directors are responsible for the matters stated in Section 134(5) of the Act with respect to the preparation of these financial statements that give a true and fair view of the state of affairs, profit and other comprehensive loss, changes in equity and cash flows of the Company in accordance with the accounting principles generally accepted in India, including the Indian Accounting Standards (Ind AS) specified under Section 133 of the Act. This responsibility also includes maintenance of adequate accounting records in accordance with the provisions of the Act for safeguarding of the assets of the Company and for preventing and detecting frauds and other irregularities; selection and application of appropriate accounting policies; making judgments and estimates that are reasonable and prudent; and design, implementation and maintenance of adequate internal financial controls, that were operating effectively for ensuring the accuracy and completeness of the accounting records, relevant to the preparation and presentation of the financial statements that give a true and fair view and are free from material misstatement, whether due to fraud or error.

In preparing the financial statements, the Management and Board of Directors are responsible for assessing the Company's ability to continue as a going concern, disclosing, as applicable, matters related to going concern and using the going concern basis of accounting unless the Board of Directors either intends to liquidate the Company or to cease operations, or has no realistic alternative but to do so.

The Board of Directors is also responsible for overseeing the Company's financial reporting process.

Registered Office:

B S R & Co. (a partnership firm with Registration No. BA61223) converted into B S R & Co. LLP (a Limited Liability Partnership with LLP Registration No. AAB-8181) with effect from October 14, 2013

14th Floor, Central B Wing and North C Wing, Nesco IT Park 4, Nesco Center, Western Express Highway, Goregaon (East), Mumbai - 400063

Independent Auditor's Report (Continued)

Titan Commodity Trading Limited

Auditor's Responsibilities for the Audit of the Financial Statements

Our objectives are to obtain reasonable assurance about whether the financial statements as a whole are free from material misstatement, whether due to fraud or error, and to issue an auditor's report that includes our opinion. Reasonable assurance is a high level of assurance, but is not a guarantee that an audit conducted in accordance with SAs will always detect a material misstatement when it exists. Misstatements can arise from fraud or error and are considered material if, individually or in the aggregate, they could reasonably be expected to influence the economic decisions of users taken on the basis of these financial statements.

As part of an audit in accordance with SAs, we exercise professional judgment and maintain professional skepticism throughout the audit. We also:

- Identify and assess the risks of material misstatement of the financial statements, whether due to fraud or error, design and perform audit procedures responsive to those risks, and obtain audit evidence that is sufficient and appropriate to provide a basis for our opinion. The risk of not detecting a material misstatement resulting from fraud is higher than for one resulting from error, as fraud may involve collusion, forgery, intentional omissions, misrepresentations, or the override of internal control.
- Obtain an understanding of internal control relevant to the audit in order to design audit procedures that are appropriate in the circumstances. Under Section 143(3)(i) of the Act, we are also responsible for expressing our opinion on whether the company has adequate internal financial controls with reference to financial statements in place and the operating effectiveness of such controls.
- Evaluate the appropriateness of accounting policies used and the reasonableness of accounting estimates and related disclosures made by the Management and Board of Directors.
- Conclude on the appropriateness of the Management and Board of Directors use of the going concern basis of accounting in preparation of financial statements and, based on the audit evidence obtained, whether a material uncertainty exists related to events or conditions that may cast significant doubt on the Company's ability to continue as a going concern. If we conclude that a material uncertainty exists, we are required to draw attention in our auditor's report to the related disclosures in the financial statements or, if such disclosures are inadequate, to modify our opinion. Our conclusions are based on the audit evidence obtained up to the date of our auditor's report. However, future events or conditions may cause the Company to cease to continue as a going concern.
- Evaluate the overall presentation, structure and content of the financial statements, including the disclosures, and whether the financial statements represent the underlying transactions and events in a manner that achieves fair presentation.

We communicate with those charged with governance regarding, among other matters, the planned scope and timing of the audit and significant audit findings, including any significant deficiencies in internal control that we identify during our audit.

We also provide those charged with governance with a statement that we have complied with relevant ethical requirements regarding independence, and to communicate with them all relationships and other matters that may reasonably be thought to bear on our independence, and where applicable, related safeguards.

Report on Other Legal and Regulatory Requirements

1. As required by the Companies (Auditor's Report) Order, 2020 ("the Order") issued by the Central Government of India in terms of Section 143(11) of the Act, we give in the "Annexure A" a statement on the matters specified in paragraphs 3 and 4 of the Order, to the extent applicable.
- 2 A. As required by Section 143(3) of the Act, we report that:
 - a. We have sought and obtained all the information and explanations which to the best of our knowledge and belief were necessary for the purposes of our audit.



Independent Auditor's Report (Continued)

Titan Commodity Trading Limited

- b. In our opinion, proper books of account as required by law have been kept by the Company so far as it appears from our examination of those books.
 - c. The balance sheet, the statement of profit and loss (including other comprehensive income), the statement of changes in equity and the statement of cash flows dealt with by this Report are in agreement with the books of account.
 - d. In our opinion, the aforesaid financial statements comply with the Ind AS specified under Section 133 of the Act.
 - e. On the basis of the written representations received from the directors as on 31 March 2023 taken on record by the Board of Directors, none of the directors is disqualified as on 31 March 2023 from being appointed as a director in terms of Section 164(2) of the Act.
 - f. With respect to the adequacy of the internal financial controls with reference to financial statements of the Company and the operating effectiveness of such controls, refer to our separate Report in "Annexure B".
- B. With respect to the other matters to be included in the Auditor's Report in accordance with Rule 11 of the Companies (Audit and Auditors) Rules, 2014, in our opinion and to the best of our information and according to the explanations given to us:
- a. The Company does not have any pending litigations which would impact its financial position.
 - b. The Company did not have any long-term contracts including derivative contracts for which there were any material foreseeable losses.
 - c. There were no amounts which were required to be transferred to the Investor Education and Protection Fund by the Company.
 - d (i) The management has represented that, to the best of its knowledge and belief, as disclosed in the Note 25(a) to the financial statements, no funds have been advanced or loaned or invested (either from borrowed funds or share premium or any other sources or kind of funds) by the Company to or in any other person(s) or entity(ies), including foreign entities ("Intermediaries"), with the understanding, whether recorded in writing or otherwise, that the Intermediary shall directly or indirectly lend or invest in other persons or entities identified in any manner whatsoever by or on behalf of the Company ("Ultimate Beneficiaries") or provide any guarantee, security or the like on behalf of the Ultimate Beneficiaries.
 - (ii) The management has represented that, to the best of its knowledge and belief, as disclosed in the Note 25(b) to the financial statements, no funds have been received by the Company from any person(s) or entity(ies), including foreign entities ("Funding Parties"), with the understanding, whether recorded in writing or otherwise, that the Company shall directly or indirectly, lend or invest in other persons or entities identified in any manner whatsoever by or on behalf of the Funding Parties ("Ultimate Beneficiaries") or provide any guarantee, security or the like on behalf of the Ultimate Beneficiaries.
 - (iii) Based on the audit procedures performed that have been considered reasonable and appropriate in the circumstances, nothing has come to our notice that has caused us to believe that the representations under sub-clause (i) and (ii) of Rule 11(e), as provided under (i) and (ii) above, contain any material misstatement.
- e. The Company has neither declared nor paid any dividend during the year.
 - f. As proviso to rule 3(1) of the Companies (Accounts) Rules, 2014 is applicable for the Company only with effect from 1 April 2023, reporting under Rule 11(g) of the Companies (Audit and Auditors) Rules, 2014 is not applicable.



Independent Auditor's Report (Continued)

Titan Commodity Trading Limited

C. With respect to the matter to be included in the Auditor's Report under section 197(16):

In our opinion and according to the information and explanations given to us, no remuneration was paid by the company to its directors during the current year and as such the requirements prescribed under Section 197(16) which are required to be commented upon by us, shall not apply.

For **B S R & Co. LLP**

Chartered Accountants

Firm's Registration No.:101248W/W-100022



Arjun Ramesh

Partner

Place: Bengaluru

Date: 27 April 2023

Membership No.: 218495

ICAI UDIN:23218495BGYWBT6722

Annexure A to the Independent Auditor's Report on the Financial Statements of Titan Commodity Trading Limited for the year ended 31 March 2023

(Referred to in paragraph 1 under 'Report on Other Legal and Regulatory Requirements' section of our report of even date)

- (i) (a) (A) The Company has maintained proper records showing full particulars, including quantitative details and situation of Property, Plant and Equipment.
- (B) The Company has maintained proper records showing full particulars of intangible assets.
- (i) (b) According to the information and explanations given to us and on the basis of our examination of the records of the Company, the Company has a regular programme of physical verification of its Property, Plant and Equipment by which all property, plant and equipment are verified in a phased manner every year. In accordance with this programme, certain property, plant and equipment were verified during the year. In our opinion, this periodicity of physical verification is reasonable having regard to the size of the Company and the nature of its assets. No discrepancy was noticed on such verification.
- (c) The Company does not have any immovable property (other than immovable properties where the Company is the lessee and the leases agreements are duly executed in favour of the lessee). Accordingly, clause 3(i)(c) of the Order is not applicable.
- (d) According to the information and explanations given to us and on the basis of our examination of the records of the Company, the Company has not revalued its Property, Plant and Equipment (including Right of Use assets) or intangible assets or both during the year.
- (e) According to the information and explanations given to us and on the basis of our examination of the records of the Company, there are no proceedings initiated or pending against the Company for holding any benami property under the Prohibition of Benami Property Transactions Act, 1988 and rules made thereunder.
- (ii) (a) The Company is a service company, primarily rendering broking services. Accordingly, it does not hold any physical inventories. Accordingly, clause 3(ii)(a) of the Order is not applicable.
- (b) According to the information and explanations given to us and on the basis of our examination of the records of the Company, the Company has not been sanctioned any working capital limits in excess of five crore rupees in aggregate from banks and financial institutions on the basis of security of current assets at any point of time of the year. Accordingly, clause 3(ii)(b) of the Order is not applicable to the Company.
- (iii) According to the information and explanations given to us and on the basis of our examination of the records of the Company, the Company has not made any investments, provided guarantee or security or granted any loans or advances in the nature of loans, secured or unsecured, to companies, firms, limited liability partnerships or any other parties during the year. Accordingly, provisions of clauses 3(iii)(a) to 3(iii)(f) of the Order are not applicable to the Company.
- (iv) According to the information and explanations given to us and on the basis of our examination of records of the Company, the Company has neither made any investments nor has it given loans or provided guarantee or security and therefore the relevant provisions of Sections 185 and 186 of the Companies Act, 2013 ("the Act") are not applicable to the Company. Accordingly, clause 3(iv) of the Order is not applicable.
- (v) The Company has not accepted any deposits or amounts which are deemed to be deposits from the public. Accordingly, clause 3(v) of the Order is not applicable.
- (vi) According to the information and explanations given to us, the Central Government has not prescribed the maintenance of cost records under Section 148(1) of the Act for the services provided by it. Accordingly, clause 3(vi) of the Order is not applicable.
- (vii) (a) The Company does not have liability in respect of Service tax, Duty of excise, Sales tax and Value added tax during the year since effective 1 July 2017, these statutory dues has been subsumed into GST.



Annexure A to the Independent Auditor's Report on the Financial Statements of Titan Commodity Trading Limited for the year ended 31 March 2023 (Continued)

According to the information and explanations given to us and on the basis of our examination of the records of the Company, in our opinion amounts deducted / accrued in the books of account in respect of undisputed statutory dues including Goods and Service Tax, Provident Fund, Income-Tax, Cess or other statutory dues have generally been regularly deposited by the Company with the appropriate authorities. As explained to us, the Company did not have any dues on account of Duty of Customs, Duty of Excise and Employee's State Insurance.

According to the information and explanations given to us and on the basis of our examination of the records of the Company, no undisputed amounts payable in respect of Goods and Service Tax, Provident Fund, Income-Tax or Cess or other statutory dues were in arrears as at 31 March 2023 for a period of more than six months from the date they became payable.

- (b) According to the information and explanations given to us and on the basis of our examination of the records of the Company, there are no statutory dues relating to Goods and Service Tax, Provident Fund, Income-Tax, Cess or other statutory dues, which have not been deposited with the appropriate authorities on account of any dispute.
- (viii) According to the information and explanations given to us and on the basis of our examination of the records of the Company, the Company has not surrendered or disclosed any transactions, previously unrecorded as income in the books of account, in the tax assessments under the Income Tax Act, 1961 as income during the year.
- (ix) (a) According to the information and explanations given to us and on the basis of our examination of the records of the Company, the Company has not defaulted in repayment of loans and borrowing or in the payment of interest thereon to any lender.
- (b) According to the information and explanations given to us and on the basis of our examination of the records of the Company, the Company has not been declared a wilful defaulter by any bank or financial institution or government or government authority.
- (c) According to the information and explanations given to us by the management, the Company has not obtained any term loans during the year. Accordingly, clause 3(ix)(c) of the Order is not applicable.
- (d) According to the information and explanations given to us and on an overall examination of the balance sheet of the Company, we report that no funds raised on short-term basis have been used for long-term purposes by the Company.
- (e) According to the information and explanations given to us and on an overall examination of the financial statements of the Company, we report that the Company has not taken any funds from any entity or person on account of or to meet the obligations of its subsidiaries, associates or joint ventures as defined under the Act.
- (f) According to the information and explanations given to us and procedures performed by us, we report that the Company has not raised loans during the year on the pledge of securities held in its subsidiaries, joint ventures or associate companies (as defined under the Act).
- (x) (a) The Company has not raised any moneys by way of initial public offer or further public offer (including debt instruments). Accordingly, clause 3(x)(a) of the Order is not applicable.
- (b) According to the information and explanations given to us and on the basis of our examination of the records of the Company, the Company has not made any preferential allotment or private placement of shares or fully or partly convertible debentures during the year. Accordingly, clause 3(x)(b) of the Order is not applicable.
- (xi) (a) Based on examination of the books and records of the Company and according to the information and explanations given to us, no fraud by the Company or on the Company has been noticed or reported during the course of the audit.


(b)

According to the information and explanations given to us, no report under sub-section (12) of

Annexure A to the Independent Auditor's Report on the Financial Statements of Titan Commodity Trading Limited for the year ended 31 March 2023 (Continued)

Section 143 of the Act has been filed by the auditors in Form ADT-4 as prescribed under Rule 13 of the Companies (Audit and Auditors) Rules, 2014 with the Central Government.

- (c) Based on the information and explanations provided to us, the Company does not have a vigil mechanism and is not required to have a vigil mechanism as per the Act or SEBI (Listing Obligations and Disclosure Requirements) Regulations, 2015.
- (xii) According to the information and explanations given to us, the Company is not a Nidhi Company. Accordingly, clause 3(xii) of the Order is not applicable.
- (xiii) In our opinion and according to the information and explanations given to us and on the basis of our examination of records of the Company, transactions with the related parties are in compliance with Section 188 of the Act where applicable and details of such transactions have been disclosed in the financial statements as required by the applicable accounting standards. The Company does not fall under the definition of a listed company or other class of companies which is required to constitute audit committee under section 177(4)(iv) of the Act and hence the said provision is not applicable to the Company.
- (i) (a) In our opinion and based on the information and explanations provided to us, though the Company is not required to have an internal audit system under Section 138 of the Act, the Company does have an internal audit system commensurate with the size and nature of its business.
- (b) We have considered the internal audit reports of the Company issued till date for the period under audit.
- (xv) In our opinion and according to the information and explanations given to us, the Company has not entered into any non-cash transactions with its directors or persons connected to its directors and hence, provisions of Section 192 of the Act are not applicable to the Company.
- (xvi) (a) The Company is not required to be registered under Section 45-IA of the Reserve Bank of India Act, 1934. Accordingly, clause 3(xvi)(a) of the Order is not applicable.
- (b) The Company is not required to be registered under Section 45-IA of the Reserve Bank of India Act, 1934. Accordingly, clause 3(xvi)(b) of the Order is not applicable.
- (c) The Company is not a Core Investment Company (CIC) as defined in the regulations made by the Reserve Bank of India. Accordingly, clause 3(xvi)(c) of the Order is not applicable.
- (d) According to the information and explanations provided to us, the Group (as per the provisions of the Core Investment Companies (Reserve Bank) Directions, 2016) has more than one CIC as part of the Group. The Group has six CICs as part of the Group
- (xvii) The Company has not incurred cash losses in the current and in the immediately preceding financial year.
- (xviii) There has been no resignation of the statutory auditors during the year. Accordingly, clause 3(xviii) of the Order is not applicable.
- (xix) According to the information and explanations given to us and on the basis of the financial ratios, ageing and expected dates of realisation of financial assets and payment of financial liabilities, our knowledge of the Board of Directors and management plans and based on our examination of the evidence supporting the assumptions, nothing has come to our attention, which causes us to believe that any material uncertainty exists as on the date of the audit report that the Company is not capable of meeting its liabilities existing at the date of balance sheet as and when they fall due within a period of one year from the balance sheet date. We, however, state that this is not an assurance as to the future viability of the Company. We further state that our reporting is based on the facts up to the date of the audit report and we neither give any guarantee nor any assurance that all liabilities falling due within a period of one year from the balance sheet date, will get discharged by the Company as and when they fall due.



B S R & Co. LLP

**Annexure A to the Independent Auditor's Report on the Financial Statements
of Titan Commodity Trading Limited for the year ended 31 March 2023
(Continued)**

(xx) The requirements as stipulated by the provisions of Section 135 are not applicable to the Company. Accordingly, clauses 3(xx)(a) and 3(xx)(b) of the Order are not applicable.

For **B S R & Co. LLP**

Chartered Accountants

Firm's Registration No.:101248W/W-100022



Arjun Ramesh

Partner

Place: Bengaluru

Date: 27 April 2023

Membership No.: 218495

ICAI UDIN:23218495BGYWBT6722

Annexure B to the Independent Auditor's Report on the financial statements of Titan Commodity Trading Limited for the year ended 31 March 2023

Report on the internal financial controls with reference to the aforesaid financial statements under Clause (i) of Sub-section 3 of Section 143 of the Act

(Referred to in paragraph 2(A)(f) under 'Report on Other Legal and Regulatory Requirements' section of our report of even date)

Opinion

We have audited the internal financial controls with reference to financial statements of Titan Commodity Trading Limited ("the Company") as of 31 March 2023 in conjunction with our audit of the financial statements of the Company for the year ended on that date.

In our opinion, the Company has, in all material respects, adequate internal financial controls with reference to financial statements and such internal financial controls were operating effectively as at 31 March 2023, based on the internal financial controls with reference to financial statements criteria established by the Company considering the essential components of internal control stated in the Guidance Note on Audit of Internal Financial Controls Over Financial Reporting issued by the Institute of Chartered Accountants of India (the "Guidance Note").

Management's and Board of Directors' Responsibilities for Internal Financial Controls

The Company's Management and the Board of Directors are responsible for establishing and maintaining internal financial controls based on the internal financial controls with reference to financial statements criteria established by the Company considering the essential components of internal control stated in the Guidance Note. These responsibilities include the design, implementation and maintenance of adequate internal financial controls that were operating effectively for ensuring the orderly and efficient conduct of its business, including adherence to company's policies, the safeguarding of its assets, the prevention and detection of frauds and errors, the accuracy and completeness of the accounting records, and the timely preparation of reliable financial information, as required under the Act.

Auditor's Responsibility

Our responsibility is to express an opinion on the Company's internal financial controls with reference to financial statements based on our audit. We conducted our audit in accordance with the Guidance Note and the Standards on Auditing, prescribed under Section 143(10) of the Act, to the extent applicable to an audit of internal financial controls with reference to financial statements. Those Standards and the Guidance Note require that we comply with ethical requirements and plan and perform the audit to obtain reasonable assurance about whether adequate internal financial controls with reference to financial statements were established and maintained and if such controls operated effectively in all material respects.

Our audit involves performing procedures to obtain audit evidence about the adequacy of the internal financial controls with reference to financial statements and their operating effectiveness. Our audit of internal financial controls with reference to financial statements included obtaining an understanding of internal financial controls with reference to financial statements, assessing the risk that a material weakness exists, and testing and evaluating the design and operating effectiveness of internal control based on the assessed risk. The procedures selected depend on the auditor's judgement, including the assessment of the risks of material misstatement of the financial statements, whether due to fraud or error.

We believe that the audit evidence we have obtained is sufficient and appropriate to provide a basis for our audit opinion on the Company's internal financial controls with reference to financial statements.

Meaning of Internal Financial Controls with Reference to Financial Statements

A company's internal financial controls with reference to financial statements is a process designed to provide reasonable assurance regarding the reliability of financial reporting and the preparation of financial

Annexure B to the Independent Auditor's Report on the financial statements of Titan Commodity Trading Limited for the year ended 31 March 2023 (Continued)

statements for external purposes in accordance with generally accepted accounting principles. A company's internal financial controls with reference to financial statements include those policies and procedures that (1) pertain to the maintenance of records that, in reasonable detail, accurately and fairly reflect the transactions and dispositions of the assets of the company; (2) provide reasonable assurance that transactions are recorded as necessary to permit preparation of financial statements in accordance with generally accepted accounting principles, and that receipts and expenditures of the company are being made only in accordance with authorisations of management and directors of the company; and (3) provide reasonable assurance regarding prevention or timely detection of unauthorised acquisition, use, or disposition of the company's assets that could have a material effect on the financial statements.

Inherent Limitations of Internal Financial Controls with Reference to Financial Statements

Because of the inherent limitations of internal financial controls with reference to financial statements, including the possibility of collusion or improper management override of controls, material misstatements due to error or fraud may occur and not be detected. Also, projections of any evaluation of the internal financial controls with reference to financial statements to future periods are subject to the risk that the internal financial controls with reference to financial statements may become inadequate because of changes in conditions, or that the degree of compliance with the policies or procedures may deteriorate.

For **B S R & Co. LLP**

Chartered Accountants

Firm's Registration No.:101248W/W-100022



Arjun Ramesh

Partner

Place: Bengaluru

Date: 27 April 2023

Membership No.: 218495

ICAI UDIN:23218495BGYWBT6722

Titan Commodity Trading Limited
Balance Sheet as at 31 March 2023

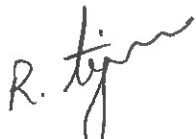
₹ in lakhs

	Note	As at 31 March 2023	As at 31 March 2022
ASSETS			
(1) Financial Assets			
(a) Cash and cash equivalents	3	7,437	7,422
(b) Bank balances other than (a) above	3	42,804	42,029
(c) Other financial assets	4	744	784
		50,985	50,235
(2) Non-financial Assets			
(a) Current tax assets(net)	9	142	28
(b) Deferred tax assets (net)	9	13	6
(c) Property, plant and equipment	5	0	1
(d) Other intangible assets	6	6	8
(e) Other non-financial assets	7	39	26
		200	69
Total Assets		51,185	50,304
LIABILITIES AND EQUITY			
LIABILITIES			
(1) Financial Liabilities			
(a) Trade Payables			
(I) Total outstanding dues of micro and small enterprises	8 (i)	-	-
(II) Total outstanding dues of creditors other than micro and small enterprises	8 (i)	49,174	49,992
(b) Other Financial Liabilities	8 (ii)	35	31
		49,209	50,023
(2) Non-financial Liabilities			
(a) Provisions	10	77	19
(b) Other non-financial liabilities	11	165	14
		242	33
EQUITY			
(a) Equity share capital	12	1,500	200
(b) Other equity	13	234	48
		1,734	248
Total Liabilities and Equity		51,185	50,304
Significant accounting policies	2		

Zero ('0') represents amounts less than 1 lakh when rounded off
The accompanying notes form an integral part of these financial statements

As per our report of even date attached

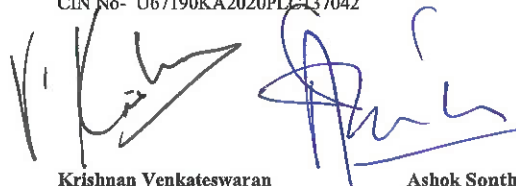
for **BSR & Co. LLP**
Chartered Accountants
Firm Registration No.: 101248W/W-100022



Arjun Ramesh
Partner
Membership Number : 218495

Place: Bengaluru
Date : 27 April 2023

For and on behalf of the Board of Directors
Titan Commodity Trading Limited
CIN No- U67190KA2020PLC137042



Krishnan Venkateswaran
Director
DIN-09747394

Ashok Sonthalia
Director
DIN-03259683

Place: Bengaluru
Date : 27 April 2023

Place: Bengaluru
Date : 27 April 2023


Titan Commodity Trading Limited
Statement of profit and loss for the period ended 31 March 2023

	Note	For the year ended 31 March 2023	For the year ended 31 March 2022
<i>₹ in lakhs</i>			
Revenue from operations			
(a) Fees and commission income	14	723	521
(1) Total revenue from operations		723	521
(2) Other income	15	2	3
(3) Total income (I +II)		725	524
Expenses			
(i) Fees and commission expense	16	164	231
(ii) Employee benefits expense	17	155	142
(iii) Depreciation and amortisation expense	5	5	4
(iv) Other expenses	18	125	52
(4) Total expenses		449	429
(5) Profit / (Loss) before tax (III - IV)		276	95
Tax expense:			
(i) Current tax		86	24
(ii) Deferred tax	9	(7)	(6)
(6) Total tax		79	18
(7) Profit / (Loss) for the period (V-VI)		197	77
(8) Other comprehensive income			
(i) Items that will not be reclassified to the statement of profit and loss			
- Remeasurement of employee defined benefit plans		(15)	(4)
- Income-tax on (i) above		4	1
Total other comprehensive income/ (loss)		(11)	(3)
(8) Total comprehensive income/ (loss) (VII+VIII)		186	74
(9) Earnings per equity share :	20		
(Face value of ₹ 10 per share)			
Basic		6.0	3.8
Diluted		6.0	3.8

Significant accounting policies
The accompanying notes form an integral part of these financial statements

As per our report of even date attached


for **BSR & Co. LLP**
Chartered Accountants
Firm Registration No.: 101248W/W-100022



Arjun Ramesh
Partner
Membership Number : 218495

Place: Bengaluru
Date : 27 April 2023

For and on behalf of the Board of Directors
Titan Commodity Trading Limited
CIN No- U67190KA2020PLC125042



Krishnan Venkateswaran
Director
DIN-09747394

Place: Bengaluru
Date : 27 April 2023



Ashok Sonthalia
Director
DIN-03259683

Place: Bengaluru
Date : 27 April 2023

Titan Commodity Trading Limited
Statement of changes in equity for the period ended 31 March 2023

₹ in lakhs
As at
31 March 2023

₹ in lakhs
As at
31 March 2022

(a) Equity share capital

Opening balance	200	200
Changes in equity share capital during the year	1,300	-
Closing balance	1,500	200

(b) Other equity

Particulars	Reserves and surplus	Other comprehensive income	Total equity
	Retained earnings	Remeasurement of employee defined benefit plans	
Balance as at 1 April 2021	(26)	-	(26)
Profit for the year (net of taxes)	77	-	77
Other comprehensive income for the year (net of taxes)	-	(3)	(3)
Total comprehensive income for the year	51	(3)	48
Balance as at 31 March 2022	51	(3)	48
Balance as at 1 April 2022	51	(3)	48
Profit for the year (net of taxes)	197	-	197
Other comprehensive income for the year (net of taxes)	-	(11)	(11)
Balance as at 31 March 2023	249	(15)	234

Significant accounting policies

Note 2

The accompanying notes form an integral part of these financial statements

As per our report of even date attached

for BSR & Co. LLP
Chartered Accountants
Firm Registration No.: 101248W/W-100022


For and on behalf of the Board of Directors
Titan Commodity Trading Limited
CIN No- U67190KA2020PLC137042



Arjun Ramesh
Partner
Membership Number : 218495



Krishnan Venkateswaran
Director
DIN-09747394



Ashok Sonthalia
Director
DIN-03259683

Place: Bengaluru
Date : 27 April 2023

Place: Bengaluru
Date : 27 April 2023

Place: Bengaluru
Date : 27 April 2023

Titan Commodity Trading Limited
Statement of cash flows for the year ended 31 March 2023
(All amounts in INR lakhs, unless otherwise stated)

Particulars	For the year ended 31 March 2023	For the year ended 31 March 2022
Cash flows from operating activities		
Profit before tax	276	95
<i>Adjustments for:</i>		
Depreciation and amortisation	5	4
Interest Income	(2)	(3)
	<u>279</u>	<u>96</u>
Change in operating assets and liabilities		
Increase in other bank balances	(775)	(42,004)
(Increase)/Decrease in other financial assets	27	(769)
Increase/(Decrease) in trade payables	(818)	49,967
Increase in provisions	47	16
Increase in other financial liabilities	3	31
Increase in other current liabilities	152	12
Cash generated from/ (used in) operations	<u>(1,364)</u>	<u>7,253</u>
Income taxes paid	(199)	(52)
Net cash generated from operating activities	<u>(1,285)</u>	<u>7,297</u>
	A	
Cash flows from investing activities		
Purchase of property, plant and equipment including intangibles and capital work in progress	(2)	-
Interest received	2	4
Net cash used in investing activities	<u>(0)</u>	<u>4</u>
	B	
Cash flows from financing activities		
Proceeds from issue of shares	1,300	-
Net cash used in financing activities	<u>1,300</u>	<u>-</u>
	C	
Net increase/ (decrease) in cash and cash equivalents	<u>(A+B+C)</u>	<u>7,301</u>
Cash and cash equivalents at the beginning of the year (refer note 3)	7,422	121
Add/ (Less): Unrealised exchange (gain)/ loss	-	-
Cash and cash equivalents at the end of the year (refer note 3)	<u>7,437</u>	<u>7,422</u>

Significant accounting policies 2

See accompanying notes to the financial statements

As per our report of even date attached


for B S R & Co. LLP
Chartered Accountants
Firm Registration No.: 101248W/W-100022



Arjun Ramesh
Partner
Membership Number : 218495

Place: Bengaluru
Date : 27 April 2023

For and on behalf of the Board of Directors
Titan Commodity Trading Limited
CIN No- U67190KA2020PLC137042



Krishnan Venkateswaran
Director
DIN-09747394

Ashok Sonthalia
Director
DIN-03259683

Place: Bengaluru
Date : 27 April 2023

Place: Bengaluru
Date : 27 April 2023

Titan Commodity Trading Limited

Notes to financial statements

1. Corporate Information

Titan Commodity and Trading Limited (“the Company”), was incorporated on 10 August 2020 as a wholly owned subsidiary of Titan Company Limited (“TCL” or “Holding company”). The Company is engaged in the business of trading in various commodities and products by acquiring or registering as a member of direct commodities or commodity futures (primarily Gold). Accordingly, the Company has registered with the Securities and Exchange Board of India (“SEBI”) and obtained certificate of registration on 4 December 2020. The Company is also a member of Multi Commodity Exchange of India Ltd (“MCX”) with effect from 26 November 2020 and MCX have activated for enabling the Company for trading on 4 February 2021.

2. Significant accounting policies

i. Basis of preparation

a) Statement of compliance

The financial statements of the Company have been prepared in accordance with Indian Accounting Standard (“Ind AS”) notified under the Companies (Indian Accounting Standards) Rules, 2015 as amended, read with section 133 of the Companies Act, 2013 (“the Act”) and other relevant provisions of the Act.

The financial statements were authorised for issue by the Company's Board of Directors on 27 April 2023.

b) Basis of measurement

These financial statements have been prepared on an accrual basis under the historical cost convention except for fair value through other comprehensive (FVTOCI) instruments, derivative financial instruments and financial assets and liabilities designated at fair value through profit and loss (FVTPL), all which have been measured at fair value.

Historical cost is generally based on the fair value of the consideration given in exchange for goods and services.

c) Use of estimates and judgement

The preparation of financial statements in conformity with Ind AS requires management to make judgements, estimates and assumptions that affect the application of accounting policies and the reported amount of assets and liabilities, revenues and expenses and disclosure of contingent liabilities. Such estimates and assumptions are based on management's evaluation of relevant facts and circumstances as on the date of financial statements. The actual outcome may diverge from these estimates.

Estimates and assumptions are reviewed on a periodic basis. Revisions to accounting estimates are recognised in the period in which the estimates are revised and in any future periods affected.



Titan Commodity Trading Limited

Notes to financial statements (continued)

i. Basis of preparation (continued)

d) Functional and presentation currency

Items included in the financial statements of the Company are measured using the currency of the primary economic environment in which the Company operates (i.e. the "functional currency"). The financial statements are presented in Indian Rupee, the national currency of India, which is the functional currency of the Company. All amounts have been rounded-off to the nearest lakhs, unless otherwise indicated.

e) Measurement of fair values

Certain accounting policies and disclosures of the Company require the measurement of fair values, for both financial and non-financial assets and liabilities.

The Company has an established control framework with respect to the measurement of fair values and the valuation team regularly reviews significant unobservable inputs and valuation adjustments.

Fair values are categorised into different levels in a fair value hierarchy based on the inputs used in the valuation techniques as follows:

- Level 1: quoted prices (unadjusted) in active markets for identical assets or liabilities.
- Level 2: inputs other than quoted prices included in Level 1 that are observable for the asset or liability, either directly (i.e. as prices) or indirectly (i.e. derived from prices).
- Level 3: inputs for the asset or liability that are not based on observable market data (unobservable inputs).

When measuring the fair value of an asset or a liability, the Company uses observable market data as far as possible. If the inputs used to measure the fair value of an asset or a liability fall into a different levels of the fair value hierarchy, then the fair value measurement is categorised in its entirety in the same level of the fair value hierarchy as the lowest level input that is significant to the entire measurement.

ii. Revenue recognition

Revenue (other than for those items to which Ind AS 109 Financial Instruments are applicable) is measured at fair value of the consideration received or receivable. Ind AS 115, Revenue from contracts with customers, outlines a single comprehensive model of accounting for revenue arising from contracts with customers. The Company is engaged in the business of providing brokerage services.

In accordance with Ind AS 115, Revenue from Contracts with Customers, the revenue is accounted in the following manner for each head:

a) Brokerage fee income

Income from services rendered as a broker is recognised upon rendering of the services on a trade date basis upon confirmation by the stock exchange, in accordance with the terms of contract. The services are point in time in nature.

b) Income from bank guarantee commission

Income from bank guarantee commission is recognized at an agreed rate based on the bank guarantee value provided to the customer.

c) Other Income

Interest income is recognised using the effective interest rate method.



Titan Commodity Trading Limited

Notes to financial statements (continued)

iii. Leases

The Company assesses at contract inception whether a contract is, or contains, a lease i.e., if the contract conveys the right to control the use of an identified asset for a period in exchange of consideration.

Company as a Lessee

The Company applies a single recognition and measurement approach for all leases except for short-term leases. The Company recognises lease liabilities to make lease payments and right-of-use assets representing the right to use the underlying assets. The nature of expenses related to those leases has changed from lease rent in previous periods to (i) amortization for the right-to-use asset, and (ii) interest accrued on lease liability.

a) Right-of-use assets:

Right-of-use assets are measured at cost comprising the following:

- i) the amount of the initial measurement of lease liability
- ii) any initial direct costs
- iii) restoration costs

Right-of-use assets are depreciated over the lease term on a straight-line basis.

b) Lease Liabilities:

Lease liabilities are measured at present value of following components:

- i) fixed payments less any lease incentives receivable
- ii) amounts expected to be payable by the Company under residual value guarantee

Incremental borrowing rate used for discounting has been determined by taking the interest rates obtained from financial institutions for borrowing the similar value of right of use assets for similar tenure. The rates will be reassessed on a yearly basis at the beginning of each accounting period to reflect changes in financial conditions.

c) Short-term leases:

The Company applies the short-term lease recognition exemption to its short-term lease contracts (i.e. those leases that have a lease term of 12 months or less from the commencement date and do not contain a purchase option). Lease payments on a short-term leases are recognised as expense on a straight-line basis over the lease term.

d) Variable payments: Variable lease payments that depend on sales are recognised in the Statement of profit or loss in the period in which the condition that triggers those payments occurs.

Company as a Lessor:

In case of sub-leasing, where the Company, being the original lessee and intermediate lessor, grants a right to use the underlying asset to a third party, the head lease is recognised as lease liability and sub-lease is recognised as lease receivables in the Balance Sheet of the Company. Interest expense is charged on the lease liability and interest income is recognised on lease receivables in the statement of profit or loss.



Titan Commodity Trading Limited

Notes to financial statements (continued)

iv. Foreign currencies

In preparing the financial statements of the Company, transactions in currencies other than the entity's functional currency (foreign currencies) are recognised at the rates of exchange prevailing at the date of the transaction. At the end of each reporting period, monetary items denominated in foreign currencies are translated at the rates prevailing at that date. Non-monetary items that are measured in terms of historical cost in a foreign currency are not translated.

Exchange differences on monetary items are recognised in the statement of profit and loss in the period in which they arise except for exchange differences on transactions designated as cash flow hedge.

v. Employee benefits

Short-term employee benefits

All short-term employee benefits such as salaries, wages, bonus, special awards and medical benefits which fall within 12 months of the period in which the employee renders related services which entitles them to avail such benefits and non-accumulating compensated absences are recognised on an undiscounted basis and charged to the statement of profit and loss.

A liability is recognised for the amount expected to be paid under short-term cash bonus or profit-sharing plans, if the Company has a present legal or constructive obligation to pay this amount as a result of past service provided by the employee and the obligation can be estimated reliably.

Defined contribution plan

The Company's contributions to the Superannuation Fund which is managed by a Trust and Pension Fund administered by Regional Provident Fund Commissioner and Company's contribution to National pension Scheme are charged as an expense based on the amount of contribution required to be made and when services are rendered by the employees.

Defined benefit plan

The contribution to the Titan Industries Gratuity Fund is provided using the projected unit credit method, with actuarial valuations being carried out at the end of each reporting period. Remeasurement, comprising actuarial gains and losses is reflected immediately in the balance sheet with charge or credit recognised in other comprehensive income in the period in which they occur. Remeasurement recognised in other comprehensive income is reflected in retained earnings and is not reclassified to the statement of profit and loss.

The contribution to the Titan Watches Provident Fund Trust is made at predetermined rates and is charged as an expense based on the amount of contribution required to be made and when services are rendered by the employees.

Compensated absences

Compensated absences which are not expected to occur within twelve months after the end of the period in which the employee renders the related services are recognised as an actuarially determined liability at the present value of the defined benefit obligation at the balance sheet date.



Titan Commodity Trading Limited

Notes to financial statements (continued)

vi. Taxation

Income tax comprises of current tax and deferred tax. It is recognised in the statement of profit and loss except to the extent that it relates to an item recognised directly in the other comprehensive income.

a) Current tax: The current tax is based on taxable profit for the year. Taxable profit differs from 'profit before tax' as reported in the statement of profit and loss because of items of income or expense that are taxable or deductible in other years and items that are never taxable or deductible. The Company's current tax is calculated using tax rates that have been enacted or substantively enacted by the end of the reporting period.

b) Deferred tax: Deferred tax assets and liabilities are recognised on temporary differences between the carrying amounts of assets and liabilities in the financial statements and the corresponding tax bases used in the computation of taxable profit.

Deferred tax assets include Minimum Alternative Tax (MAT) paid in accordance with the tax laws in India, which is likely to give future economic benefits in the form of availability of set off against future income tax liability. Accordingly, MAT is recognised as deferred tax asset in the balance sheet when the asset can be measured reliably and it is probable that the future economic benefit associated with the asset will be realised.

Deferred income tax liabilities are recognised for all taxable temporary differences except in respect of taxable temporary differences associated with investments in subsidiaries, associates and joint ventures where the timing of the reversal of the temporary difference can be controlled and it is probable that the temporary difference will not reverse in the foreseeable future.

Deferred tax assets are recognised for all deductible temporary differences to the extent that it is probable that taxable profits will be available against which those deductible temporary differences can be utilised.

Deferred tax assets are not recognised, when the deferred income tax arises from the initial recognition of goodwill or an asset or liability in a transaction that is not a business combination and affects neither accounting nor taxable profits or loss at the time of the transaction.

The carrying amount of deferred tax assets is reviewed at the end of each reporting period and reduced to the extent that it is no longer probable that sufficient taxable profits will be available to allow all or part of the asset to be utilised.

Deferred tax liabilities and assets are measured at the tax rates that are expected to apply in the period in which the liability is settled or the asset realised, based on tax rates (and tax laws) that have been enacted or substantively enacted by the end of the reporting period.

The measurement of deferred tax liabilities and assets reflects the tax consequences that would follow from the manner in which the Company expects, at the end of the reporting period, to recover or settle the carrying amount of its assets and liabilities.

The Company offsets deferred income tax assets and liabilities, where it has a legally enforceable right to offset current tax assets against current tax liabilities, and they relate to taxes levied by the same taxation authority on either the same taxable entity, or on different taxable entities where there is an intention to settle the current tax liabilities and assets on a net basis or their tax assets and liabilities will be realized simultaneously.



Titan Commodity Trading Limited

Notes to financial statements (continued)

vii. Impairment

Impairment of financial assets:

The Company recognises loss allowances using the expected credit loss (ECL) model for the financial assets which are not fair valued through profit or loss. Loss allowance for trade receivables with no significant financing component is measured at an amount equal to life time ECL. For all other financial assets, expected credit losses are measured at an amount equal to the 12-month ECL, unless there has been a significant increase in credit risk from initial recognition in which case those are measured at lifetime ECL. The amount of expected credit losses (or reversal) that is required to adjust the loss allowance at the reporting date to the amount that is required to be recognised is recognised as an impairment gain or loss in the statement of profit and loss.

Impairment of non-financial assets:

At the end of each reporting period, the Company reviews the carrying amounts of its tangible and intangible assets to determine whether there is any indication that those assets have suffered an impairment loss. If any such indication exists, the recoverable amount of the assets is estimated in order to determine the extent of the impairment loss (if any). When it is not possible to estimate the recoverable amount of an individual asset, the Company estimates the recoverable amount of the cash-generating unit to which the assets are also allocated to individual cash-generating units, or otherwise they are allocated to the smallest group of cash-generating units for which a reasonable and consistent allocation basis can be identified.

Recoverable amount is the higher of fair value less costs of disposal and value in use. In assessing value in use, the estimated future cash flows are discounted to their present value using a pre-tax discount rate that reflects current market assessments of the time value of money and the risks specific to the asset for which estimates of future cash flows have not been adjusted.


If the recoverable amount of an asset (or cash generating unit) is estimated to be less than its carrying amount, the carrying amount of the asset (or cash generating unit) is reduced to its recoverable amount. An impairment loss is recognised immediately in the statement of profit and loss.

When an impairment loss subsequently reverses, the carrying amount of the asset (or cash generating unit) is increased to the revised estimate of its recoverable amount, but so that the increased carrying amount does not exceed the carrying amount that would have been determined had no impairment loss been recognised for the asset (or cash generating unit) in prior years. A reversal of impairment loss is recognised immediately in the statement of profit and loss.

viii. Provisions and contingencies

Provisions: A provision is recognised when the Company has a present obligation as a result of past events and it is probable that an outflow of resources will be required to settle the obligation, in respect of which a reliable estimate can be made.

The amount recognised as a provision is the best estimate of the consideration required to settle the present obligation at the end of the reporting period, taking into account the risks and uncertainties surrounding the obligation. When a provision is measured using the cash flows estimated to settle the present obligation, its carrying amount is the present value of those cash flows (when the effect of time value of money is material).



Titan Commodity Trading Limited

Notes to financial statements (continued)

viii. Provisions and contingencies (continued)

Contingent liabilities: A disclosure for contingent liabilities is made where there is a possible obligation or a present obligation that may probably not require an outflow of resources. When there is a possible or a present obligation where the likelihood of outflow of resources is remote, no provision or disclosure is made in the financial statements.

Provision for onerous contracts. i.e. contracts where the expected unavoidable cost of meeting the obligations under the contract exceed the economic benefits expected to be received under it, are recognised when it is probable that an outflow of resources embodying economic benefits will be required to settle a present obligation as a result of an obligating event based on a reliable estimate of such obligation.

ix. Financial instruments

Recognition of financial assets:

Financial assets and financial liabilities are recognised when the Company becomes a party to the contractual provisions of the instruments.

Financial assets and liabilities are initially recognised at fair value. Transaction costs that are directly attributable to financial assets and liabilities [other than financial assets and liabilities measured at fair value through profit and loss (FVTPL)] are added to or deducted from the fair value of the financial assets or liabilities, as appropriate on initial recognition. Transaction costs directly attributable to acquisition of financial assets or liabilities measured at FVTPL are recognised immediately in the statement of profit and loss.

All regular way purchases or sales of financial assets are recognised and derecognised on a trade date basis. Regular way purchases or sales are purchases or sales of financial assets that require delivery of assets within the time frame established by regulation or convention in market place.

All recognised financial assets are subsequently measured in their entirety at either amortised cost or fair value, depending on the classification of financial assets.

A) Financial Assets

Classification of financial assets:

On initial recognition, a financial asset is classified at

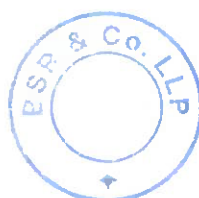
- (i) Amortised cost
- (ii) Fair value through other comprehensive income (FVOCI)
- (iii) Fair value through profit and loss (FVTPL)

Financial assets are not reclassified subsequent to their initial recognition, except if and in the period the group changes its business model for managing financial assets.

i) Financial assets at amortised cost:

A financial asset is measured at amortised cost if both of the following conditions are met:

a) the financial asset is held within a business model whose objective is to hold financial assets in order to collect contractual cash flows and



Titan Commodity Trading Limited

Notes to financial statements (continued)

ix. Financial instruments (continued)

b) the contractual terms of the financial asset give rise on specified dates to cash flows that are solely payments of principal and interest (SPPI) on the principal amount outstanding.

Effective interest method:

The effective interest method is a method of calculating the amortised cost of a debt instrument and of allocating interest income over the relevant period. The effective interest rate that exactly discounts estimated future cash receipts through the expected life of the debt instrument, or, where appropriate, a shorter period, to the net carrying amount on initial recognition.

Income is recognised on an effective interest basis for debt instruments other than those financial assets. Interest income is recognised in profit or loss and is included in the "Other income" line item.

ii) Investments in equity instruments at Fair Value Through Other Comprehensive Income (FVTOCI)

On initial recognition, the Company can make an irrevocable election (on an instrument-by-instrument basis) to present the subsequent changes in fair value either in the statement of profit and loss or in other comprehensive income pertaining to equity instruments. This election is not permitted if the equity investment is held for trading. These elected investments are initially measured at fair value plus transaction costs. Subsequently, they are measured at fair value with gains and losses arising from changes in fair value recognised in other comprehensive income and accumulated in the 'Reserve for equity instruments through other comprehensive income'. The cumulative gain or loss is not reclassified to the statement of profit and loss on disposal of the investment.

A financial asset is held for trading if:

- it has been acquired principally for the purpose of selling it in the near term; or
- on initial recognition it is part of a portfolio of identified financial instruments that the Company manages together and has a recent actual pattern of short-term profit-taking; or
- it is a derivative that is not designated and effective as a hedging instrument or a financial guarantee.

Currently, the Company has not elected to present subsequent changes in investments in equity instruments in OCI. Accordingly, the same are considered as investments measured at FVTPL.

iii) Investments in equity instruments at FVTPL

A financial asset that meets the amortised cost criteria may be designated as at FVTPL upon initial recognition if such designation eliminates or significantly reduces a measurement or recognition inconsistency that would arise from measuring assets or liabilities or recognising the gains and losses on them on different bases.

Financial assets at FVTPL are measured at fair value at the end of each reporting period, with any gains or losses arising on remeasurement recognised in the statement of profit and loss. The net gain or loss recognised in the statement of profit and loss incorporates any dividend or interest earned on the financial asset and is included in the 'Other income' line item. Dividend on financial assets at FVTPL is recognised when the Company's right to receive the dividend is established, it is probable that the economic benefits associated with the dividend will flow to the entity, the dividend does not represent a recovery of part of the cost of the investment and the amount of dividend can be measured reliably.



Titan Commodity Trading Limited

Notes to financial statements (continued)

ix. Financial instruments (continued)

c) Derecognition of financial assets

A financial asset is derecognised only when

- The Company has transferred the rights to receive cash flows from the financial asset or
- retains the contractual rights to receive the cash flows of the financial asset, but assumes a contractual obligation to pay the cash flows to one or more recipients.

When the entity has transferred an asset, the Company evaluates whether it has transferred substantially all risks and rewards of ownership of the financial asset. In such cases, the financial asset is derecognised.

Whether the entity has not transferred substantially all risks and rewards of ownership of the financial asset, the financial asset is not derecognised.

Where the entity has neither transferred a financial asset nor retains substantially all risks and rewards of ownership of the financial asset, the financial asset is derecognised if the Company has not retained control of the financial asset. When the Company retains control of the financial asset, the asset is continued to be recognised to the extent of continuing involvement in the financial asset.

The Company has applied derecognition requirements of financial assets and financial liabilities prospectively for transactions occurring on or after the transition date of Ind AS.

d) Foreign exchange gains and losses

The fair value of financial assets denominated in a foreign currency is determined in that foreign currency and translated at the spot rate at the end of each reporting period.

- For foreign currency denominated financial assets measured at amortised cost and FVTPL, the exchange differences are recognised in the statement of profit and loss except for those which are designated as hedging instruments in a hedging relationship.

- For the purposes of recognising foreign exchange gains and losses, FVTOCI debt instruments are treated as financial assets measured at amortised cost. Thus, the exchange differences on the amortised cost are recognised in the statement of profit and loss and other changes in the fair value of FVTOCI financial assets are recognised in other comprehensive income.


B) Financial liabilities: classification, subsequent measurement and derecognition:

Equity instruments:

An equity instrument is any contract that evidences a residual interest in the assets of an entity after deducting all of its liabilities. Equity instruments issued by a group entity are recognised at the proceeds received, net of direct issue costs.

Other Financial liabilities:

All financial liabilities are subsequently measured at amortised cost using the effective interest method or at FVTPL.



Titan Commodity Trading Limited

Notes to financial statements (continued)

ix. Financial instruments (continued)

However, financial liabilities that arise when a transfer of a financial asset does not qualify for derecognition or when the continuing involvement approach applies, financial guarantee contracts issued by the Company, and commitments issued by the Company to provide a loan at below-market interest rate are measured in accordance with the specific accounting policies set out below.

Financial liabilities at FVTPL

A financial liability is classified as FVTPL if it is classified as held-for-trading, or it is a derivative or it is designated as such in initial recognition.

Financial liabilities at FVTPL are measured at fair value and net gains and losses, including any interest expense, are recognised in the statement of profit and loss. The net gain or loss recognised in statement of profit and loss incorporates any interest paid on the financial liability and is included in the 'Other income/Other expenses' line item.

The Company has designated amount payable for gold taken on loan from banks on initial recognition as fair value through profit and loss.

Financial liabilities subsequently measured at amortised cost.

Financial liabilities that are not held-for-trading and are not designated as at FVTPL are measured at amortised cost at the end of subsequent accounting periods. The carrying amounts of financial liabilities that are subsequently measured at amortised cost are determined based on the effective interest method.

The effective interest method is a method of calculating the amortised cost of a financial liability and of allocating interest expense over the relevant period. The effective interest rate is the rate that exactly discounts estimated future cash payments through the expected life of the financial liability, or (where appropriate) a shorter period, to the net carrying amount on initial recognition.

Foreign exchange gains and losses:

For financial liabilities that are denominated in a foreign currency and are measured at amortised cost at the end of each reporting period, the foreign exchange gains and losses are determined based on the amortised cost of the instruments and are recognised in the statement of profit and loss.

The fair value of financial liabilities denominated in a foreign currency is determined in that foreign currency and translated at the spot rate at the end of the reporting period. For financial liabilities that are measured as at FVTPL, the foreign exchange component forms part of the fair value gains or losses and is recognised in the statement of profit and loss.

Derecognition of financial liabilities:

The Company derecognises financial liabilities when, and only when, the Company's obligations are discharged, cancelled or have expired. An exchange with a lender of debt instruments with substantially different terms is accounted for as an extinguishment of the original financial liability and the recognition of a new financial liability.

The Company has applied derecognition requirements of financial assets and financial liabilities prospectively for transactions occurring on or after the transition date of Ind AS.



Titan Commodity Trading Limited

Notes to financial statements (continued)

x. Segment reporting

Operating segments are reported in a manner consistent with the internal reporting provided to the Chief Operating Decision Maker (CODM). The Board of Directors of the Company assesses the financial performance and position of the Company. The Board of Directors have been identified as the CODM.

The CODM evaluates the performance of the Company as a whole for the purpose of resources to be allocated and to assess performance. The Company has identified only one reportable segment. The entire

Company's business is from 'Brokerage and Guarantee Commission Income from provision of trading services' and there are no other reportable segments. Thus, the segment revenue, segment results, total carrying value of segment assets, total carrying value of segment liabilities, total cost incurred to acquire segment assets, total amount of charge of depreciation during the year are all as reflected in the financial statements for the periods reported.

Revenue generated by the company relates only to one service. Hence, the Company's sole operating segment for the fees and commission from brokerage services.

xi. Cash flow statement

Cash flows are reported using indirect method, whereby net profits before tax is adjusted for the effects of transactions of a non-cash nature and any deferrals or accruals of past or future cash receipts or payments and items of income or expenses associated with investing or financing cash flows. The cash flows from regular revenue generating (operating activities), investing and financing activities of the Company are segregated.

xii. Cash and cash equivalents

Cash and cash equivalents includes cash on hand, demand deposits with banks, other short-term highly liquid investments with original maturities of three months or less.

xiii. Earnings per share

Basic Earnings Per Share ('EPS') is computed by dividing the net profit attributable to the equity shareholders by the weighted average number of equity shares outstanding during the year. Diluted earnings per share is computed by dividing the net profit by the weighted average number of equity shares considered for deriving basic earnings per share and also the weighted average number of equity shares that could have been issued upon conversion of all dilutive potential equity shares. Dilutive potential equity shares are deemed converted as of the beginning of the year, unless issued at a later date. In computing diluted earnings per share, only potential equity shares that are dilutive and that either reduces earnings per share or increases loss per share are included.

xiv. Borrowing cost

Borrowing costs are interest and other costs incurred in connection with borrowing of funds. Borrowing costs attributable to acquisition or construction of an asset which necessarily take a substantial period of time to get ready for their intended use are capitalized as part of the cost of asset. Other borrowing costs are recognised as an expense in the period in which they are incurred.



Titan Commodity Trading Limited

Notes to financial statements (continued)

xv. Property, plant and equipment

a. Recognition and measurement:

Land and buildings held for use in the production or supply of goods or services, or for administrative purposes, are stated at cost less accumulated depreciation and accumulated impairment losses. Freehold land is not depreciated.

Property, plant and equipment are carried at cost less accumulated depreciation and impairment losses, if any. The cost of property, plant and equipment comprises its purchase price/ acquisition cost, net of any trade discounts and rebates, any import duties and other taxes (other than those subsequently recoverable from the tax authorities), any directly attributable expenditure on making the asset ready for its intended use, other incidental expenses and interest on borrowings attributable to acquisition of qualifying property, plant and equipment up to the date the asset is ready for its intended use. Subsequent expenditure on property, plant and equipment after its purchase / completion is capitalised only if such expenditure results in an increase in the future benefits from such asset beyond its previously assessed standard of performance.

The estimated useful life of the tangible assets and the useful life are reviewed at the end of each financial year and the depreciation period is revised to reflect the changed pattern, if any.

An item of property, plant and equipment is derecognised upon disposal or when no future economic benefits are expected to arise from continued use of the asset. Any gain or loss arising on the disposal or retirement of an item of property, plant and equipment is determined as the difference between the sales proceeds and the carrying amount of the asset and is recognized in the statement of profit and loss.

b. Depreciation

Depreciable amount for assets is the cost of an asset, or other substituted for cost, less its estimated residual value. Depreciation is calculated on the basis of the estimated useful lives using the straight line method and is generally recognised in the statement of profit and loss. Depreciation for assets purchased/ sold during the year is proportionately charged from/upto the date of disposal. Free hold land is not depreciated.

The estimated useful lives of items of property, plant and equipment for the current and comparative periods are as follows:

<u>Asset category</u>	<u>Useful lives</u>
<u>Computers</u>	<u>3 years</u>

Based on technical evaluation and consequent advice, the management believes that its estimates of useful lives as given above represents the period over which the management expects to use these assets.




Titan Commodity Trading Limited

Notes to financial statements (continued)

xv. Property, plant and equipment (continued)

When parts of an item of property, plant and equipment have different useful lives, they are accounted for as separate items (major components) of property, plant and equipment. Repairs and maintenance costs are recognised in the statement of profit and loss when incurred. The cost and related accumulated depreciation are eliminated from the financial statements upon

sale or disposition of the asset and the resultant gains or losses are recognised in the statement of profit and loss.

Advance paid towards acquisition of fixed assets outstanding at each balance sheet date is disclosed as capital advances under noncurrent assets.

xvi. Intangibles

Intangible assets are stated at cost less accumulated amortisation and impairment. Intangible assets are amortised over their respective estimated useful lives on a straight line basis, from the date that they are available for use. The estimated useful life of an identifiable intangible assets is based on a number of factors including the effects of obsolescence, demand, competition and other economic factors (such as the stability of the industry and known technological advances) and the level of maintenance expenditures required to obtain the expected future cash flows from the asset.

The estimated useful lives of intangible assets are as follows:

- a. Software - License period or 5 years, whichever is lower.

The estimated useful life of the tangible assets and the useful life are reviewed at the end of each financial year and the depreciation period is revised to reflect the changed pattern, if any.


xvii. Recent accounting pronouncements

Ministry of Corporate Affairs ("MCA") notifies new standards or amendments to the existing standards under Companies (Indian Accounting Standards) Rules as issued from time to time. On 31 March 2023, MCA amended the Companies (Indian Accounting Standards) Rules, 2015 by issuing the Companies (Indian Accounting Standards) Amendment Rules, 2023, applicable from 1 April 2023, as below:

- a. Ind AS 1 — Presentation of financial statements

The amendments require companies to disclose their material accounting policies rather than their significant accounting policies.

Accounting policy information, together with other information, is material when it can reasonably be expected to influence decisions of primary users of general purpose financial statements. The Company does not expect this amendment to have any significant impact in its financial statements.



Titan Commodity Trading Limited

Notes to financial statements (continued)


xvii. Recent accounting pronouncements (continued)

b. Ind AS 12 — Income Taxes

The amendments clarify how companies account for deferred tax on transactions such as leases and decommissioning obligations. The amendments narrowed the scope of the recognition exemption in paragraphs 15 and 24 of Ind AS 12 (recognition exemption) so that it no longer applies to transactions that, on initial recognition, give rise to equal taxable and deductible temporary differences. The Company does not expect this amendment to have any significant impact in its financial statements.

c. Ind AS 8 — Accounting Policies, Changes in Accounting Estimates and Errors

The amendments will help entities to distinguish between accounting policies and accounting estimates. The definition of a change in accounting estimates has been replaced with a definition of accounting estimates. Under the new definition, accounting estimates are "monetary amounts in financial statements that are subject to measurement uncertainty". Entities develop accounting estimates if accounting policies require items in financial statements to be measured in a way that involves measurement uncertainty. The Company does not expect this amendment to have any significant impact in its financial statements.



₹ in lakhs

3 Cash and bank balances

Particulars	As at	As at
	31 March 2023	31 March 2022
Cash and cash equivalents		
Cash on hand	-	-
Balances with banks (of the nature of cash and cash equivalents)		
In current account with banks (refer note (a) below)	7,437	7,422
-In India with scheduled banks (refer note (a) below)	-	-
-Outside India	-	-
Total cash and cash equivalents	7,437	7,422
Other bank balances		
Fixed deposits with banks (refer note (b) below)		
-In India	42,804	42,029
-Outside India	-	-
Total other bank balances	42,804	42,029
	50,241	49,451

Note -

a) The balance in current accounts includes the positive balance in the overdraft account amounting to Rs. 6,911 lakhs (Previous year: Rs. 7,209 lakhs). The overdraft account has been opened to facilitate transactions with MCX such as Mark to Market gain/ (loss) on daily basis. The overdraft account has been taken by placing Fixed Deposits on lien as securities. There was no requirement for quarterly statements to be filed with bank.

b) Fixed deposit under lien with MCX (Exchange) amounted to Rs. 32,750 lakhs (Previous year: Rs. 28,000 lakhs) placed for the purpose of commencement of trading with Exchange.

4 Other financial assets

Particulars	As at	As at
	31 March 2023	31 March 2022
<i>Unsecured, considered good</i>		
Interest accrued on fixed deposits	701	749
Security deposits	35	35
Other financial assets	7	-
	744	784

Other non-financial assets

5 Property, plant and equipment

Particulars	Computers	Total
	Gross block	
As at 1 April 2021	-	-
Additions	1	1
Disposals	-	-
As at 31 March 2022	1	1
As at 1 April 2022	1	1
Additions	-	-
Disposals	-	-
As at 31 Mar 2023	1	1
Accumulated depreciation		
As at 1 April 2021	-	-
Additions*	0	0
Disposals	-	-
As at 31 Mar 2022	0	0
As at 1 April 2022	0	0
Depreciation expense for the year *#	0	0
Disposals	-	-
As at 31 March 2023	1	1
Net carrying value		
As at 31 March 2022	1	1
As at 31 March 2023	0	0

Refer note 28

*Zero (0) represents amounts less than 1 lakh when rounded off



6 Intangible assets

Particulars	As at	As at
	31 March 2023	31 March 2022
	Computer softwares	Total
<i>Gross block</i>		
As at 1 April 2021	-	-
Additions	12	12
Disposals	-	-
As at 31 March 2022	12	12
As at 1 April 2022	12	12
Additions	2	2
Disposals	-	-
As at 31 Mar 2023	14	14
<i>Accumulated amortisation</i>		
As at 1 April 2021	-	-
Amortisation expense for the year	4	4
Disposals	-	-
As at 31 March 2022	4	4
As at 1 April 2022	4	4
Amortisation expense for the year	4	4
Disposals	-	-
As at 31 Mar 2023	8	8
<i>Net carrying value</i>		
As at 31 March 2022	8	8
As at 31 March 2023	6	6

* The Company does not have any capital work in progress/ intangibles under development as at 31 March 2023 and 31 March 2022, hence capital work in progress/ intangibles under development schedule is not applicable.

* There are no proceedings initiated or pending against the company for holding any benami property under Benami Transactions (Prohibitions) Act, 1988 and the rules made thereunder, for the year ended 31 March 2023 and 31 March 2022.

7 Other non financial assets

Particulars	As at	As at
	31 March 2023	31 March 2022
<i>Unsecured and considered good</i>		
Prepaid expenses	18	3
Loans given to employees - current	-	7
Gratuity asset (refer note 22)	-	1
Balance with government authorities {refer note (a) below}	21	15
	39	26

a) Balances with government authorities are GST input credits.

8 Financial Liabilities

i) Trade payables

Particulars	As at	As at
	31 March 2023	31 March 2022
Total outstanding dues of micro and small enterprises*	-	-
Total outstanding dues of other than micro and small enterprises	49,174	49,992
	49,174	49,992

*Disclosures required under Section 22 of the Micro, Small and Medium Enterprises Development Act, 2006:

	As at	As at
	31 March 2023	31 March 2022
The principal amount and the interest due thereon remaining unpaid to any supplier as at the end of the year:		
- Principal	-	-
- Interest	-	-
The amount of interest paid by the buyer in terms of section 16 of the Micro, Small and Medium Enterprises Development Act, 2006.	-	-
Amount of payment made to the supplier beyond the appointed day during the year	-	-
The amount of interest due and payable for the period of delay in making payment (which have been paid but beyond the appointed day during the year) but without adding the interest specified under MSMED Act, 2006.	-	-
The amount of interest accrued and remaining unpaid at the end of each accounting year.	-	-
The amount of further interest remaining due and payable even in the succeeding years, until such date when the interest dues above are actually paid to the small enterprise for the purposes of disallowance of a deductible expenditure under Section 23 of MSMED Act, 2006.	-	-



Trade Payable Ageing Schedule

As at 31 March 2023

Particulars	Outstanding for following periods from due date of payment			Total
	Less than 1 year	1-3 years	More than 3 years	
(i) MSME	-	-	-	-
(ii) Others	49,174	-	-	49,174
(iii) Disputed dues – MSME	-	-	-	-
(iv) Disputed dues – Others	-	-	-	-
Total	49,174	-	-	49,174

As at 31 March 2022

Particulars	Outstanding for following periods from due date of payment			Total
	Less than 1 year	1-3 years	More than 3 years	
(i) MSME	-	-	-	-
(ii) Others	49,992	-	-	49,992
(iii) Disputed dues – MSME	-	-	-	-
(iv) Disputed dues – Others	-	-	-	-
Total	49,992	-	-	49,992

ii) Other Financial Liabilities

Particulars	As at	As at
	31 March 2023	31 March 2022
Accrued salaries and benefits	35	31
	35	31

9 Income tax

a) Amounts recognised in statement of profit and loss

Particulars	As at	As at
	31 March 2023	31 March 2022
Income tax expenses		
Current tax	82	23
Deferred tax	(7)	-
Income tax included in other comprehensive		
-Remeasurement of employee defined	4	1
Tax expense for the year	79	24

b) The reconciliation between the provision of income tax and amounts computed by applying the Indian statutory income tax rate to profit before taxes:

Particulars	As at	As at
	31 March 2023	31 March 2022
Profit before tax	276	95
Enacted income tax rate in India*	25.168%	25.168%
Computed expected tax expense	69	24
Effect of:		
Expenses that are not deductible in determining taxable profit	17	6
Expense allowed under IT Act for current year (Preliminary Exp)	(1)	(1)
Effect of Previous year losses	-	(4)
Expenses allowed under IT Act for current year (Leave Encashment)	-	(1)
Others (Depreciation)	-	(0)
Income tax expense recognised in the statement of profit and loss	86	24

c) The following table provides the details of income tax assets and income tax liabilities as of 31 March 2023 and 31 March 2022

Particulars	As at	As at
	31 March 2023	31 March 2022
Income tax assets	142	28
Current income tax liability	-	-
Net Income Tax Assets at the end of the year	142	28

Particulars	As at	As at
	31 March 2023	31 March 2022
Net current income tax assets at the beginning of the year	28	-
Income tax paid	199	52
Current income tax expense	(86)	(24)
Net current income tax Assets at the end of the year	141	28

Movement of deferred tax

Income taxes

The following is the analysis of deferred tax assets/(liabilities):

Particulars	As at	As at
	31 March 2023	31 March 2022
Deferred tax assets	13	6
Deferred tax liabilities	6	(0)
	13	6



₹ in lakhs

Particulars	As at 1 April 2022	Recognised in statement of profit and loss	Recognised in OCI	As at 31 March 2023
Deferred tax liabilities				
Property, plant and equipment	(0)	0	-	-
Employee benefits	-	-	-	-
Intangible asset	(0)	0	-	(0)
	(0)	0	-	(0)
Deferred tax assets				
Employee benefits	5	1	-	6
Preliminary expense / 35D	2	6	-	7
	7	7	-	13
Net deferred tax asset/(liability)	6	7	-	13

Particulars	As at 1 April 2021	Recognised in statement of profit and loss	Recognised in OCI	As at 31 March 2022
Deferred tax liabilities				
Property, plant and equipment	-	-0	-	(0)
Employee benefits	-	-	-	-
Intangible asset	-	(0)	-	(0)
	-	(0)	-	(0)
Deferred tax assets				
Employee benefits	-	6	(1)	5
Preliminary expense/ 35D	-	2	-	2
	-	8	(1)	7
Net deferred tax asset/(liability)	-	7	(1)	6

10 Provisions

Particulars	As at 31 March 2023	As at 31 March 2022
Provision for gratuity (refer note 22)	16	-
Provision for leave salaries (refer note 22)	25	19
Other Provisions*	36	-
Total	77	19

*The Company was in receipt of an email communication from MCX on 09 April 2022 demanding penalty of Rs. 36,13,605 for non-submission of segregation of client collaterals of 16 February 2022 as per Exchange Compliance requirements. The Company had submitted responses to the penalty and requested for a waiver of the said penalty. The Company did not expect any material financial impact on the same based on past precedents. Accordingly this amount was disclosed as a contingent liability as at 31 March 2022.

In April 2023, the Company received a final demand from MCX confirming the levy of the above penalty. Considering the same, the Company has created a provision at 31 March 2023 for the entire penalty amount. The Company further proposes to file an appeal against the levy, with the respective appellate authority.

Provision for Litigations


	Litigations
Balance as on 1 April 2022	-
Provisions made during the year	36
Provisions used during the year	-
Balance as on 31 March 2023	36
Current	36
Non Current	-

11 Other non-financial liabilities

Particulars	As at 31 March 2023	As at 31 March 2022
Statutory dues	107	14
Other Liabilities	58	-
	165	14

12 Share capital

Particulars	As at 31 March 2023		As at 31 March 2022	
	No. of shares (in lakhs)	Amount	No. of shares (in lakhs)	Amount
a) Authorised				
Equity share of ₹ 10 each with voting rights	350	3,500	20	200
b) Issued, subscribed and fully paid up				
Equity share of ₹ 10 each with voting rights	150	1,500	20	200
c) Reconciliation of the shares outstanding at the beginning and at the end of the year				
	As at 31 March 2023		As at 31 March 2022	
	No. lakhs	₹ lakhs	No. lakhs	₹ lakhs
Equity shares with voting rights				
At the beginning of the period	20	200	20	200
Issued and subscribed during the period	130	1,300	-	-
At the end of the year	150	1,500	20	200



d) Shareholders holding more than 5% shares in the Company and details of Shareholding of Promoters

Particulars	As at 31 March 2023		As at 31 March 2022	
	No. of shares held (in lakhs)	% of total holding	No. of shares held (in lakhs)	% of total holding
Titan Company Limited (Promoter)	150	100	20	100

e) Rights, preferences and restrictions attached to shares

The Company has only one class of equity shares. Each holder of equity shares is entitled to one vote per share. The company has not declare any dividend All equity shares rank pari passu with regard to dividends and residual assets of the Company.

In the event of liquidation, the shareholders are eligible to receive the remaining assets of the Company after distribution of all preferential amounts, in proportion of their shareholdings.

f) Capital management

The Company's objective for capital management is to maximise share holding value, safeguard business continuity and support the growth of the Company. The Company determines the capital requirement based on annual operating plans, longterm and other strategic investment plans. As required by the MCX under the notification released on 24 Feb 2023, the company is required to maintain a minimum networth of 10% of the average daily cash balance of clients retained with the member across segments/ exchanges in the previous 6 months. Hence, additional share capital was raised under rights issue

g) There are no shares reserved for issue under options and contracts/commitments for the sale of shares or disinvestment.

13 Other equity

Particulars	As at 31 March 2023	As at 31 March 2022
Retained earnings		
Opening balance	48	(26)
Profit for the period (net of taxes)	197	77
Other comprehensive income for the year (net of taxes)	(11)	(3)
Closing balance	234	48

Nature and purpose of reserve

Retained earnings are the profit/loss that the Company has earned till date, less any transfers to general reserve, dividends or other distributions paid to shareholders.

14 Revenue from operations

Particulars	For the year ended 31 March 2023	For the year ended 31 March 2022
Fees and Commission Income		
- Income from broking services	561	241
- Income from bank guarantee commission	162	280
	723	521

15 Other income

Particulars	For the year ended 31 March 2023	For the year ended 31 March 2022
Interest income on deposits with MCX and other interests	1	3
Interest income on income tax refund	1	-
	2	3

16 Fees and commission expense


Particulars	For the year ended 31 March 2023	For the year ended 31 March 2022
Bank Guarantee Commission	45	81
Corporate Guarantee Commission	119	150
	164	231

17 Employee benefits expenses

Particulars	For the year ended 31 March 2023	For the year ended 31 March 2022
Salaries, wages and bonus	141	132
Contribution to provident and other funds		
- Provident and other funds (refer note 22)	8	6
- Gratuity (refer note 22)	2	2
Staff welfare expenses	4	2
	155	142

18 Other expenses

Particulars	For the year ended 31 March 2023	For the year ended 31 March 2022
Professional charges	37	33
Auditors' remuneration	11	8
Rent	3	3
Membership fees	1	2
Rates and taxes	66	0
Corporate social responsibility expenditure (refer note 19)	-	-
Software expenses	5	6
Miscellaneous Expenses	2	-
	125	52



19 Statement of Corporate Social Responsibility expenditure

The Company is not required to spend for Corporate Social Responsibility for current year as stated in Section 135 of the Companies Act, 2013.

20 Earnings per share

A. Basic earnings per share

Basic EPS amounts are calculated by dividing the profit for the year attributable to equity holders of the Company by the weighted average number of equity shares outstanding during the year (including equity shares that will be issued upon the conversion of a mandatorily convertible instruments).

Diluted EPS amounts are calculated by dividing the profit attributable to equity holders of the Company by the weighted average number of equity shares outstanding during the year plus the weighted average number of equity shares that would be issued on conversion of all the dilutive potential equity shares into equity shares.

i. Profit attributable to equity shareholders (basic)

Particulars	For the year ended 31 March 2023	For the year ended 31 March 2022
Net profit for the year, attributable to the owners of the Company (A)	197	77

ii) Basic earnings per share

Particulars	For the year ended 31 March 2023	For the year ended 31 March 2022
Number of equity shares at the beginning of the year	20,00,000	20,00,000
Weighted average number of shares issued during the year (right issue)	12,82,192	-
Weighted average number of equity shares issued outstanding during the year end (B)	32,82,192	20,00,000
Earnings per share, basic (A) / (B)	6.0	3.8

iii) Diluted earnings per share

Particulars	For the year ended 31 March 2023	For the year ended 31 March 2022
Number of equity shares at the beginning of the year	20,00,000	20,00,000
Weighted average number of shares issued during the year (right issue)	12,82,192	-
Weighted average number of equity shares issued outstanding during the year end (B)	32,82,192	20,00,000
Earnings per share, diluted (A) / (B)	6.0	3.8

21 Contingent liabilities and commitments

- The company has given bank guarantee (from axis bank) to MCX for the purpose of facilitating trading to its customers in the commodity market for a value of Rs. 15,000 lakhs as on 31 March 2023 (Previous year Rs. 28,000 lakhs as on 31 March 2022).
- There are no claims against the Company not acknowledged as debts as of 31 March 2023 and 31 March 2022.
- There are no outstanding litigations involving the Company as on 31 March 2023 and 31 March 2022.
- There are no long-term contracts including derivative contracts for which there were any material foreseeable losses as on 31 March 2023 and 31 March 2022.

Capital commitments

There are no estimated amount of contracts remaining to be executed as of 31 March 2023 and 31 March 2022.


22 Employee benefits

a) Defined Contribution Plans

i) The contributions recognized in the statement of profit and loss during the year are as under:

Particulars	For the year ended 31 March 2023	For the year ended 31 March 2022
Superannuation fund	3	3
Employee pension fund	1	0
	<u>4</u>	<u>3</u>

Note: The above expense are disclosed under Contribution to provident and other funds - Employee benefits expense (refer note 17).



Defined contribution plans

Contributions to defined contribution plans are recognised as expense when employees have rendered services entitling them to such benefits. The Company provides superannuation benefits to its employees which are treated as defined contribution plans.

a) Superannuation fund

All eligible employees on Indian payroll are entitled to benefits under Superannuation, a defined contribution plan. The Company recognises such contributions as an expense when incurred.

The Company expensed 5 lakhs and 3 lakhs for the years ended 31 March 2023 and 31 March 2022, respectively, towards Titan Watches Superannuation Fund.

b) Defined Benefit Plans

The expense recognized in the statement of profit and loss during the year are as under:

Particulars	For the year ended 31 March 2023	For the year ended 31 March 2022
Provident fund*	4	3
Long Service Award	1	1
	<u>5</u>	<u>4</u>

* Contributions are made to the Titan Watches Provident Fund Trust at predetermined rates in accordance with the Fund rules. The interest rate payable by the Trust to the beneficiaries is as notified by the Government. The Company has an obligation to make good the shortfall, if any, between the return from the investments of the Trust and the notified interest rate and recognizes such shortfall as an expense.

i) Gratuity (Funded)

The Company makes annual contributions to The Titan Industries Gratuity Fund. The scheme provides for lump sum payment to vested employees at retirement, death while in employment, or on termination of employment as per the Company's Gratuity Scheme. Vesting occurs upon completion of five years of service.

The plan is a defined benefit plan which is sponsored by the Group and hence it underwrites all the risks pertaining to the plan. In particular, there is a risk for the Company that an adverse salary growth or inadequate returns on underlying plan assets can result in an increase in cost of providing these benefits to employees in future. Since the benefits are lump sum in nature the plan is not subject to any longevity risks.

The principal assumptions used for the purposes of the actuarial valuations were as follows:

Particulars	For the year ended 31 March 2023	For the year ended 31 March 2022
Discount rate (p.a.)	7.45%	7.20%
Salary escalation rate (p.a.)	8.00%	7.00%

- The retirement age of employees of the Company varies from 58 to 60 years.
- The mortality rates considered are as per the published rates in the Indian Assured Lives Mortality (2012-14) Ult table.
- Rates of leaving service (leaving service due to disability included) at specimen ages are as shown below:

Age (Years)	Rates (p.a.)	
	For the year ended 31 March 2023	For the year ended 31 March 2022
21-44	6.00%	6.00%
45 and above	2.00%	2.00%

Components of defined benefit costs recognised in the statement of profit and loss are as follows:

Reconciliation of the projected defined benefit obligation

Particulars	For the year ended 31 March 2023	For the year ended 31 March 2022
Defined benefit liability	92	72
Plan asset	76	74
Net defined benefit liability/ (asset)	<u>16</u>	<u>(2)</u>

Particulars	For the year ended 31 March 2023	For the year ended 31 March 2022
Current service cost	2	2
Interest on net defined benefit liability/ (asset)	(0)	(1)
Total component of defined benefit costs charged to the statement of profit and loss	<u>2</u>	<u>1</u>

Components of defined benefit costs recognised in other comprehensive income are as follows:


Particulars	For the year ended 31 March 2023	For the year ended 31 March 2022
Opening amount recognised in other comprehensive income outside the statement of profit and loss	4	-
Remeasurements during the year due to:		
- Changes in financial assumptions	3	(1)
- Changes in demographic assumptions	-	-
- Experience adjustments	9	0
- Actual return on plan assets less interest on plan assets	3	5
- Adjustment to recognise the effect of asset ceiling	-	-
Closing amount recognised in other comprehensive income	<u>19</u>	<u>4</u>

* Other comprehensive income disclosed above is gross of tax.

The current service cost, past service cost and the net interest expense for the year are included in the 'Employee benefits expense' line item in the statement of profit and loss.

The remeasurement of the net defined liability is included in other comprehensive income.

The amount included in the balance sheet arising from the entity's obligation in respect of its defined benefit plans is as follows:



Titan Commodity Trading Limited
Notes to the financial statements

₹ in lakhs

Particulars	For the year ended 31 March 2023	For the year ended 31 March 2022
Opening net defined benefit liability/ (asset)	(1)	-
Expense charged to the statement of profit and loss	2	2
Amount recognised outside the statement of profit and loss	15	4
Employer contributions	-	-
Impact of liability assumed or (settled)	-	(7)
Closing net defined benefit liability/ (asset)	16	(1)

Movements in the present value of the defined benefit obligation are as follows:

Particulars	For the year ended 31 March 2023	For the year ended 31 March 2022
Opening defined benefit obligation	72	-
Current service cost	2	2
Past service cost	-	-
Interest on defined benefit obligation	5	5
Remeasurement due to		
- Actuarial gains and losses arising from changes in demographic assumptions	-	-
- Actuarial gains and losses arising from changes in financial assumptions	4	(1)
- Actuarial gains and losses arising from experience adjustments	9	0
Benefits paid	-	-
Impact of liability settled*	-	66
Closing defined benefit obligation	92	72

*On account of transfer from Titan Company Limited to Titan Commodity Trading Limited

Movements in the fair value of plan assets are as follows:

Particulars	For the year ended 31 March 2023	For the year ended 31 March 2022
Opening fair value of plan assets	74	-
Employer contributions	-	-
Interest on plan assets	5	5
Remeasurements due to actuarial return on plan assets less interest on plan assets	(3)	(5)
Benefits paid*	-	74
Closing fair value of plan assets	76	74

*On account of transfer from Titan Company Limited to Titan Commodity Trading Limited

Sensitivity analysis

The key actuarial assumptions to which the defined benefit plans are particularly sensitive to are discount rate, full salary escalation rate and attrition rate. The following table summarises the impact on the reported defined benefit obligation at the end of the reporting period arising on account of an increase or decrease in the assumption by 50 basis points:

	As at 31 March 2023		
	Discount rate	Salary escalation rate	Attrition rate
Defined benefit obligation on plus 50 basis points	90	95	92
Defined benefit obligation on minus 50 basis points	95	90	93
	As at 31 March 2022		
	Discount rate	Salary escalation rate	Attrition rate
Defined benefit obligation on plus 50 basis points	70	75	72
Defined benefit obligation on minus 50 basis points	75	70	73

Maturity profile of defined benefit obligation

Particulars	For the year ended 31 March 2023	For the year ended 31 March 2022
With in year 1	2	2
1 year to 2 years	2	2
2 years to 3 years	2	2
3 years to 4 years	3	2
4 years to 5 years	60	2
Over 5 years	72	106

The Company is expected to contribute nil to the gratuity fund next year.


A split of plan asset between various asset classes is as below:

Particulars	For the year ended 31 March 2023		For the year ended 31 March 2022	
	Quoted	Unquoted	Quoted	Unquoted
Government debt instruments	43	-	37	-
Other debt instruments	23	-	28	-
Entity's own equity instruments	7	-	5	-
Others	-	3	-	3
	73	3	70	3

c) Unfunded

The defined benefit obligation pertaining which are provided for but not funded are as under:

Particulars	For the year ended 31 March 2023	For the year ended 31 March 2022
Compensated absences		
Non-current	22	19
Current	3	-
	25	19



23 Related parties

i) Relationships

a) Promoter and holding company	Titan Company Limited
b) Key management personnel- Directors	Ajoy Hiro Chawla (upto 10th October 2022) Krishnan Venkateshwaran (from 10th October 2022) Subramaniam Somasundaram Ashok Sonthalia (from 9th June 2021)
c) Fellow subsidiaries	Titan Engineering & Automation Limited Caratlane Trading Private Limited Titan Watches Switzerland AG (Formerly Favre Leuba AG) Titan Watch Company Hongkong Limited (100% subsidiary of Titan Holdings International FZCO) Titan Holdings International FZCO Titan Global Retail L.L.C Titan International QZ LLC
d) Other related parties	Green Infra Windpower Theni Limited
e) Promoter of holding company	Tata Sons Private Limited Tamilnadu Industrial Development Corporation Limited
f) Group entities (Wherever there are transactions)	Tata Communications Limited
g) Post employee benefit plan entities	Titan Watches Provident Fund Titan Watches Super Annuation Fund Titan Industries Gratuity Fund

ii) Related party transactions during the year :
Particulars

	For the year ended 31 March 2023	For the year ended 31 March 2022
Titan Company Limited		
Issue of equity share capital	1,300	-
<i>Revenue from operations</i>		
Bank guarantee commission	162	280
Income from Broking services	559	297
<i>Expenses</i>		
Rental expense	3	2
Corporate guarantee commission paid	119	150
Shared services	11	12
Other expenses	-	6
<i>Guarantees active at the end this financial year</i>		
Corporate guarantee	15,000	30,000
Caratlane Trading Private Limited		
<i>Revenue from operations</i>		
Income from Broking services	2	-
Tata Communications Limited		
<i>Expenses</i>		
Bandwidth/ networkings charges	1	0

ii) Related party closing balances as on balance sheet date:

Particulars	For the year ended 31 March 2023	For the year ended 31 March 2022
Trade Payables		
Titan Company Limited*	47,759	47,354
Caratlane Trading Private Limited*	1,385	-
Tata Communications Limited	0	-

*Mark to market settlement and margin money placed/refunded during the year in the MCX by the company have not been disclosed as these are placed with MCX on behalf of the related parties.



24 Financial instruments

24.1 Categories of financial instruments

Financial assets

Particulars	For the year ended 31 March 2023	For the year ended 31 March 2022
Measured at fair value through OCI (a)	-	-
Measured at fair value through P&L (b)	-	-
Measured at amortised cost		
- Cash and cash equivalents	7,437	7,422
- Bank balances other than cash and cash equivalents	42,804	42,029
- Other Financial Assets - Current	701	749
- Security deposits with stock exchanges	35	35
- Other Assets	7	-
Total financial assets measured at amortised cost (c)	50,985	50,235
Total financial assets (a + b + c)	50,985	50,235
Financial liabilities		
Measured at fair value through OCI (a)	-	-
Measured at fair value through P&L (b)	-	-
Measured at amortised cost		
- Trade payables	49,174	49,992
- Other financial liabilities	35	31
Total financial liabilities measured at amortised cost (c)	49,209	50,023
Total financial liabilities (a + b + c)	49,209	50,023

Note: There are no derivative instruments as at 31 March 2022 and 31 March 2021.

24.2 Fair value hierarchy

Fair value is the price that would be received to sell an asset or paid to transfer a liability in an orderly transaction in the principal (or most advantageous) market at the measurement date under current market conditions (i.e., an exit price), regardless of whether that price is directly observable or estimated using a valuation technique.

The fair values for assets and liabilities which are measured at amortised cost as at 31 March 2023 and 31 March 2022 are same as disclosed in note 25.1 above.

24.3 Financial risk management

The Company evaluate business risks and challenges. These risks include market risk, credit risk and liquidity risk.

i) Credit risk

Credit risk refers to the risk that the counterparty will default on its contractual obligations resulting in financial loss to the Company. Credit risk is managed by the Company through approved credit norms, establishing credit limits, obtaining advances from customers and continuously monitoring the creditworthiness of customers to which the Company grants credit terms in the normal course of business. As of 31 March 2023 Company was not exposed to credit risk as there were no trade receivables at the year end.

ii) Liquidity risk

The Company manages liquidity risk by maintaining adequate reserves, banking facilities and reserve borrowing facilities, by continuously monitoring forecast and actual cash flows and by matching the maturity profiles of financial assets and liabilities. The company expects to meet its other obligations from operating cash flows and proceeds of maturing financial assets.

Contractual maturities of financial liabilities as at 31 March 2023

	Less than 3 months	More than 3 months	Total
Trade payables	49,174	-	49,174
	49,174	-	49,174

Maturity analysis

The table below shows an analysis of financial assets and liabilities analysed according to when they are expected to be recovered or settled.

As at 31 March 2023

Particulars	Less than 6 months	6-12 months	1-5 years	More than 5 years	Total
Financial Assets					
(a) Cash and cash equivalents	7,437	-	-	-	7,437
(b) Bank balances other than (a) above	42,545	259	-	-	42,804
(c) Other financial assets	744	-	-	-	744
	50,726	259	-	-	50,985
Non-financial Assets					
(a) Other non-financial assets	39	-	-	-	39
	39	-	-	-	39
Total Assets	50,765	259	-	-	51,024
Financial Liabilities					
(i) Trade Payables	49,174	-	-	-	49,174
(ii) Other Financial Liabilities-Employee related	35	-	-	-	35
	49,208	-	-	-	49,208
Non-financial Liabilities					
(a) Provisions	77	-	-	-	77
(b) Other Non-financial liabilities	165	-	-	-	165
	242	-	-	-	242
Total liabilities	49,451	-	-	-	49,451



Titan Commodity Trading Limited
Notes to the financial statements

₹ in lakhs

As at 31 March 2022	Less than 6 months	6-12 months	1-5 years	More than 5 years	Total
Particulars					
Financial Assets					
(a) Cash and cash equivalents	7,422	-	-	-	7,422
(b) Bank balances other than (a) above	42,029	-	-	-	42,029
(c) Other financial assets	784	-	-	-	784
	<u>50,235</u>	-	-	-	<u>50,235</u>
Non-financial Assets					
(a) Other non-financial assets	26	-	-	-	26
	<u>26</u>	-	-	-	<u>26</u>
Total Assets	<u>50,261</u>	-	-	-	<u>50,261</u>
Financial Liabilities					
(i) Trade Payables	49,992	-	-	-	49,992
(ii) Other Financial Liabilities-Employee retat	31	-	-	-	31
	<u>50,023</u>	-	-	-	<u>50,023</u>
Non-financial Liabilities					
(a) Current tax liabilities (net)	24	-	-	-	24
(b) Other Non-financial liabilities	14	-	-	-	14
	<u>38</u>	-	-	-	<u>38</u>
Total liabilities	<u>50,062</u>	-	-	-	<u>50,062</u>


iii) Market risk

Market risk arises when movements in market factors (foreign exchange rates, interest rates, credit spreads and equity prices) impact the Company income or market value of its portfolio. The Company in its course of business, is exposed to change in equity prices, interest rates and foreign exchange rates. The objective of market risk management is to maintain an acceptable level of market risk exposure while aiming to maximize return. Further, the Company is holding fixed deposits, which is provided by clients to maintain margin in MCX, and any interest earned is passed through to the clients. Therefore the Company was not exposed to market risk, with respect to interest rates for the fixed deposit balances outstanding as at the reporting date.

iv) Maturity analysis

The table below shows an analysis of assets and liabilities analysed according to when they are expected to be recovered or settled.

As at 31 March 2023	Within 12 months	After 12 months	Total
Financial Assets			
(a) Cash and cash equivalents	7,437	-	7,437
(b) Bank balances other than (a) above	42,804	-	42,804
(c) Other financial assets	744	-	744
	<u>50,985</u>	-	<u>50,985</u>
Non-financial Assets			
(a) Current tax assets (net)	-	142	142
(b) Deferred Tax Assets (net)	-	13	13
(c) Property, Plant and Equipment	-	0	0
(d) Other Intangible assets	-	6	6
(e) Other non-financial assets	39	-	39
	<u>39</u>	<u>161</u>	<u>200</u>
Total Assets	<u>51,024</u>	<u>161</u>	<u>51,185</u>
Financial Liabilities			
(a) Trade Payables	49,174	-	49,174
(b) Other Financial Liabilities	35	-	35
	<u>49,208</u>	-	<u>49,208</u>
Non-financial Liabilities			
(a) Provisions	39	38	77
(b) Other Non-financial liabilities	165	-	165
	<u>204</u>	<u>38</u>	<u>242</u>
Total liabilities	<u>49,413</u>	<u>38</u>	<u>49,451</u>



Titan Commodity Trading Limited
Notes to the financial statements

₹ in lakhs

As at 31 March 2022	Within 12 months	After 12 months	Total
Financial Assets			
(a) Cash and cash equivalents	7,422	-	7,422
(b) Bank balances other than (a) above	42,029	-	42,029
(c) Other financial assets	784	-	784
	<u>50,235</u>	<u>-</u>	<u>50,235</u>
Non-financial Assets			
(a) Current tax assets (net)	-	28	28
(b) Deferred Tax Assets (net)	-	6	6
(c) Property, Plant and Equipment	-	1	1
(d) Other Intangible assets	-	8	8
(e) Other non-financial assets	26	-	26
	<u>26</u>	<u>43</u>	<u>69</u>
Total Assets	<u>50,261</u>	<u>43</u>	<u>50,304</u>
Financial Liabilities			
(i) Trade Payables			
(I) Total outstanding dues of micro and small enterprises	-	-	-
(II) Total outstanding dues of creditors other than micro and small enterprises	49,992	-	49,992
(ii) Other Payables			
(g) other Financial liabilities	32	-	32
	<u>50,024</u>	<u>-</u>	<u>50,024</u>
Non-financial Liabilities			
(a) Current tax liabilities (net)	-	-	-
(b) Provisions	-	19	19
(c) Deferred Tax liabilities (Net)	-	-	-
(b) Other Non-financial liabilities	14	-	14
	<u>14</u>	<u>19</u>	<u>33</u>
Total liabilities	<u>50,038</u>	<u>19</u>	<u>50,057</u>

iv) Commodity Risk

The Company's exposure to commodity risk arises primarily on account of margin positions of its clients in exchange traded commodity derivatives. Hence the Company has no direct commodity risk.

25 Utilisation of funds

(a) The Group has not advanced or loaned or invested funds to any other person(s) or entity(ies), including foreign entities (Intermediaries) with the understanding that the Intermediary shall:

- (i) directly or indirectly lend or invest in other persons or entities identified in any manner whatsoever by or on behalf of the company (Ultimate Beneficiaries)
- (ii) provide any guarantee, security or the like to or on behalf of the Ultimate Beneficiaries

(b) The Group has not received any fund from any person(s) or entity(ies), including foreign entities (Funding Party) with the understanding (whether recorded in writing or otherwise) that the Group shall:

- (i) directly or indirectly lend or invest in other persons or entities identified in any manner whatsoever by or on behalf of the Funding Party (Ultimate Beneficiaries) or
- (ii) provide any guarantee, security or the like on behalf of the Ultimate Beneficiaries

26 Segment information

Operating segments are reported in a manner consistent with the internal reporting provided to the Chief Operating Decision Maker (CODM). The Board of Directors of the Company assesses the financial performance and position of the Company. The Board of Directors have been identified as the CODM.


The CODM evaluates the performance of the Company as a whole for the purpose of resources to be allocated and to assess performance. The Company has identified only one reportable segment. The entire Company's business is from 'Broking and Guarantee Commission income from provision of trading services' and there are no other reportable segments. Thus, the segment revenue, segment results, total carrying value of segment assets, total carrying value of segment liabilities, total cost incurred to acquire segment assets, total amount of charge of depreciation during the year are all as reflected in the financial statements for the periods reported.

a) Revenue from major operating segments

Revenue generated by the company relates only to one service. Hence, the Company's sole operating segment for the fees and commission from broking services. Accordingly, there are no additional disclosures to be provided under IND AS 108, other than those already provided in financial statements.

b) Geographic information and Information about major customer

Revenue generated by the company relates only to one customer within India. Hence, the Company's sole geographical segment is India. Accordingly, there are no additional disclosures to be provided under IND AS 108, other than those already provided in financial statements.



27 Revenue from contracts with customers

The Company is engaged in the business of retail and institutional broking. In accordance with Ind AS 115, Revenue from Contracts with Customers, the revenue is accounted in the following manner for each head: -

a) Broking Income:

The company is providing trade execution and settlement services to the customers in retail and institutional segment. There is only one performance obligation of execution of the trade and settlement of the transaction which is satisfied at a point in time. The brokerage charged is the transaction price and is recognised as revenue on trade date basis. Related receivables are generally recovered in a period of 2 days as per the settlement cycle. Amount not recovered and which remain overdue for a period exceeding 90 days, are provided for.

(a) Revenue is disaggregated by major service lines and timing of revenue recognition as follows:

Particulars	For the year ended 31 March 2023	For the year ended 31 March 2022
Timing of Revenue Recognition		
Services transferred at a point in time - income from broking	561	241
Services transferred over time - income from bank guarantee commission	162	280

(b) Contract balances

The following table provides information about Contract assets and liabilities from contract with customers

Particulars	For the year ended 31 March 2023	For the year ended 31 March 2022
Trade receivables	-	-

28 The financial statements are presented in ` lakhs (rounded off). Those items which are required to be disclosed and which were not presented in the financial statements due to rounding off to the nearest ` lakhs are given below in rupees:

Particulars	Note	For the year ended 31 March 2023	For the year ended 31 March 2022
Property, plant and equipment	5	28,454	34,082
Deferred tax liability	9	18,000	(25,000)
Rates & Taxes*	18	NA	12,250
Employee pension fund	22	59,063	45,000
Bandwidth/ networking charges (in Related party notes)	23	NA	22,125
Trade Payable to Tata Communications Ltd	23	21,750	NA

* The value in the current year is in lakhs which is disclosed in the respective note

29 The Company is operating under operational leases for its office premises. Total rental expenses under the lease amounted to Rs.3 lakhs (Previous year : Rs. 3 lakh). This arrangement do not qualify as a lease as per the requirements of IND AS 116.


30 (i) The Company does not have any Benami property, where any proceeding has been initiated or pending against the Company for holding any Benami property.
(ii) The Company does not have any transactions with companies struck off.
(iii) The Company has not revalued its property, plant and equipment (including right-of-use assets) or intangible assets or both during the current or previous year.
(iv) The Company has not traded or invested in Crypto currency or Virtual Currency during the financial year.
(v) The Company has not any such transaction which is not recorded in the books of accounts that has been surrendered or disclosed as income during the year in the tax assessments under the Income Tax Act, 1961 (such as, search or survey or any other relevant provisions of the Income Tax Act, 1961
(vi) The Company has borrowings from banks and financial institutions on the basis of security of current assets. The quarterly returns or statements of current assets filed by the Company with banks and financial institutions are in agreement with the books of accounts.
(vii) None of the entities in the Company have been declared wilful defaulter by any bank or financial institution or government or any government authority.
(viii) The Company has complied with the number of layers prescribed under the Companies Act, 2013.
(ix) The Company has not entered into any scheme of arrangement which has an accounting impact on current or previous financial year.
(x) The analytical ratios have not been disclosed in the financial statements as per Division III - IND AS Schedule III to the Companies Act, 2013, since the Company is into broking services, the same is not applicable.

31 Subsequent events

The company has received a demand notice for non compliance for which a provision of INR 36 lakhs (excluding GST) has been created for the year as disclosed in Note 10.

As per our report of even date attached

for BSR & Co. LLP
Chartered Accountants
Firm Registration No.: 101248W/W-100022


Arjun Ramesh
Partner
Membership Number : 218495

Place: Bengaluru
Date : 27 April 2023

For and on behalf of the Board of Directors
Titan Commodity Trading Limited
CIN No - U67190KA2020PLC137042


Krishnan Venkateswaran
Director
DIN-09747394

Place: Bengaluru
Date : 27 April 2023


Asok Sonthalia
Director
DIN-03259683

Place: Bengaluru
Date : 27 April 2023