

Independent Auditor's Report

To the Members of CaratLane Trading Private Limited

Report on the Audit of the Standalone Financial Statements

Opinion

We have audited the standalone financial statements of CaratLane Trading Private Limited (the "Company") which comprise the standalone balance sheet as at 31 March 2026, and the standalone statement of profit and loss (including other comprehensive income), standalone statement of changes in equity and standalone statement of cash flows for the year then ended, and notes to the standalone financial statements, including material accounting policies and other explanatory information.

In our opinion and to the best of our information and according to the explanations given to us, the aforesaid standalone financial statements give the information required by the Companies Act, 2013 ("Act") in the manner so required and give a true and fair view in conformity with the accounting principles generally accepted in India, of the state of affairs of the Company as at 31 March 2026, and its profit and other comprehensive loss, changes in equity and its cash flows for the year ended on that date.

Basis for Opinion

We conducted our audit in accordance with the Standards on Auditing (SAs) specified under Section 143(10) of the Act. Our responsibilities under those SAs are further described in the *Auditor's Responsibilities for the Audit of the Standalone Financial Statements* section of our report. We are independent of the Company in accordance with the Code of Ethics issued by the Institute of Chartered Accountants of India together with the ethical requirements that are relevant to our audit of the standalone financial statements under the provisions of the Act and the Rules thereunder, and we have fulfilled our other ethical responsibilities in accordance with these requirements and the Code of Ethics. We believe that the audit evidence we have obtained is sufficient and appropriate to provide a basis for our opinion on the standalone financial statements.

Management's and Board of Directors' Responsibilities for the Standalone Financial Statements

The Company's Management and Board of Directors are responsible for the matters stated in Section 134(5) of the Act with respect to the preparation of these standalone financial statements that give a true and fair view of the state of affairs, profit/ loss and other comprehensive income, changes in equity and cash flows of the Company in accordance with the accounting principles generally accepted in India, including the Indian Accounting Standards (Ind AS) specified under Section 133 of the Act. This responsibility also includes maintenance of adequate accounting records in accordance with the provisions of the Act for safeguarding of the assets of the Company and for preventing and detecting frauds and other irregularities; selection and application of appropriate accounting policies; making judgments and estimates that are reasonable and prudent; and design, implementation and maintenance of adequate internal financial controls, that were operating effectively for ensuring the accuracy and completeness of the accounting records, relevant to the preparation and presentation of the standalone financial statements that give a true and fair view and are free from material misstatement, whether due to fraud or error.

In preparing the standalone financial statements, the Management and Board of Directors are responsible for assessing the Company's ability to continue as a going concern, disclosing, as applicable, matters related to going concern and using the going concern basis of accounting unless the Board of Directors either intends to liquidate the Company or to cease operations, or has no realistic alternative but to do so.

The Board of Directors is also responsible for overseeing the Company's financial reporting process.

Independent Auditor's Report (*Continued*)

CaratLane Trading Private Limited

Auditor's Responsibilities for the Audit of the Standalone Financial Statements

Our objectives are to obtain reasonable assurance about whether the standalone financial statements as a whole are free from material misstatement, whether due to fraud or error, and to issue an auditor's report that includes our opinion. Reasonable assurance is a high level of assurance, but is not a guarantee that an audit conducted in accordance with SAs will always detect a material misstatement when it exists. Misstatements can arise from fraud or error and are considered material if, individually or in the aggregate, they could reasonably be expected to influence the economic decisions of users taken on the basis of these standalone financial statements.

As part of an audit in accordance with SAs, we exercise professional judgment and maintain professional skepticism throughout the audit. We also:

- Identify and assess the risks of material misstatement of the standalone financial statements, whether due to fraud or error, design and perform audit procedures responsive to those risks, and obtain audit evidence that is sufficient and appropriate to provide a basis for our opinion. The risk of not detecting a material misstatement resulting from fraud is higher than for one resulting from error, as fraud may involve collusion, forgery, intentional omissions, misrepresentations, or the override of internal control.
- Obtain an understanding of internal control relevant to the audit in order to design audit procedures that are appropriate in the circumstances. Under Section 143(3)(i) of the Act, we are also responsible for expressing our opinion on whether the company has adequate internal financial controls with reference to financial statements in place and the operating effectiveness of such controls.
- Evaluate the appropriateness of accounting policies used and the reasonableness of accounting estimates and related disclosures made by the Management and Board of Directors.
- Conclude on the appropriateness of the Management and Board of Directors use of the going concern basis of accounting in preparation of standalone financial statements and, based on the audit evidence obtained, whether a material uncertainty exists related to events or conditions that may cast significant doubt on the Company's ability to continue as a going concern. If we conclude that a material uncertainty exists, we are required to draw attention in our auditor's report to the related disclosures in the standalone financial statements or, if such disclosures are inadequate, to modify our opinion. Our conclusions are based on the audit evidence obtained up to the date of our auditor's report. However, future events or conditions may cause the Company to cease to continue as a going concern.
- Evaluate the overall presentation, structure and content of the standalone financial statements, including the disclosures, and whether the standalone financial statements represent the underlying transactions and events in a manner that achieves fair presentation.

We communicate with those charged with governance regarding, among other matters, the planned scope and timing of the audit and significant audit findings, including any significant deficiencies in internal control that we identify during our audit.

We also provide those charged with governance with a statement that we have complied with relevant ethical requirements regarding independence, and to communicate with them all relationships and other matters that may reasonably be thought to bear on our independence, and where applicable, related safeguards.

Report on Other Legal and Regulatory Requirements

1. As required by the Companies (Auditor's Report) Order, 2020 ("the Order") issued by the Central Government of India in terms of Section 143(11) of the Act, we give in the "Annexure A" a statement on the matters specified in paragraphs 3 and 4 of the Order, to the extent applicable.
- 2 A. As required by Section 143(3) of the Act, we report that:
 - a. We have sought and obtained all the information and explanations which to the best of our



Independent Auditor's Report (Continued)

CaratLane Trading Private Limited

knowledge and belief were necessary for the purposes of our audit.

- b. In our opinion, proper books of account as required by law have been kept by the Company so far as it appears from our examination of those books, except for the matter stated in the paragraph 2(B)(f) below on reporting under Rule 11(g) of the Companies (Audit and Auditors) Rules, 2014 and that the back-up of softwares used for order to cash, purchase to pay and ERP software (from 02 September 2025 to 31 March 2026 which form part of the 'books of account and other relevant books and papers in electronic mode' have not been maintained on the servers physically located in India on a daily basis.
 - c. The standalone balance sheet, the standalone statement of profit and loss (including other comprehensive income), the standalone statement of changes in equity and the standalone statement of cash flows dealt with by this Report are in agreement with the books of account.
 - d. In our opinion, the aforesaid standalone financial statements comply with the Ind AS specified under Section 133 of the Act.
 - e. On the basis of the written representations received from the directors of the Company from 06 April 2026 to 08 April 2026 taken on record by the Board of Directors of the Company, none of the directors of the Company is disqualified as on 31 March 2026 from being appointed as a director in terms of Section 164(2) of the Act.
 - f. the modification relating to the maintenance of accounts and other matters connected therewith are as stated in the paragraph 2A(b) above on reporting under Section 143(3)(b) of the Act and paragraph 2B(f) below on reporting under Rule 11(g) of the Companies (Audit and Auditors) Rules, 2014.
 - g. With respect to the adequacy of the internal financial controls with reference to financial statements of the Company and the operating effectiveness of such controls, refer to our separate Report in "Annexure B".
- B. With respect to the other matters to be included in the Auditor's Report in accordance with Rule 11 of the Companies (Audit and Auditors) Rules, 2014, in our opinion and to the best of our information and according to the explanations given to us:
- a. The Company has disclosed the impact of pending litigations as at 31 March 2026 on its financial position in its standalone financial statements - Refer Note 35 to the standalone financial statements.
 - b. The Company did not have any long-term contracts including derivative contracts for which there were any material foreseeable losses.
 - c. There were no amounts which were required to be transferred to the Investor Education and Protection Fund by the Company.
 - d (i) The management has represented that, to the best of their knowledge and belief, as disclosed in the Note 40(vii) to the standalone financial statements, no funds have been advanced or loaned or invested (either from borrowed funds or share premium or any other sources or kind of funds) by the Company to or in any other person(s) or entity(ies), including foreign entities ("Intermediaries"), with the understanding, whether recorded in writing or otherwise, that the Intermediary shall directly or indirectly lend or invest in other persons or entities identified in any manner whatsoever by or on behalf of the Company ("Ultimate Beneficiaries") or provide any guarantee, security or the like on behalf of the Ultimate Beneficiaries.
 - (ii) The management has represented that, to the best of their knowledge and belief, as disclosed in the Note 40(viii) to the standalone financial statements, no funds have been received by the Company from any person(s) or entity(ies), including foreign entities ("Funding Parties"), with the understanding, whether recorded in writing or otherwise, that the Company shall directly or indirectly, lend or invest in other persons or entities identified in any manner whatsoever by or on behalf of the Funding Parties ("Ultimate Beneficiaries") or provide any guarantee, security or the like on behalf of the Ultimate Beneficiaries.



Independent Auditor's Report (Continued)

CaratLane Trading Private Limited

(iii) Based on the audit procedures that have been considered reasonable and appropriate in the circumstances, nothing has come to our notice that has caused us to believe that the representations under sub-clause (i) and (ii) of Rule 11(e), as provided under (i) and (ii) above, contain any material misstatement.

- e. The Company has neither declared nor paid any dividend during the year.
- f. Based on our examination which included test checks, except for the instances mentioned below, the Company has used accounting softwares for maintaining its books of account, which have a feature of audit trail (edit log) facility and the same has operated throughout the year for all relevant transactions recorded in the respective software:

In case of an accounting software used for maintaining the books of accounts relating to order to cash and purchase to pay operated from 02 September 2025 to 31 March 2026, the feature of recording audit trail (edit log) facility was not enabled for the said software.

Further, where audit trail (edit log) facility was enabled and operated for the respective accounting softwares, we did not come across any instance of audit trail feature being tampered with.

Additionally, where audit trail (edit log) facility was enabled and operated in the previous year, audit trail has been preserved by the Company as per the statutory requirements for record retention.

- C. With respect to the matter to be included in the Auditor's Report under Section 197(16) of the Act:

In our opinion and according to the information and explanations given to us, the remuneration paid by the Company to its directors during the current year is in accordance with the provisions of Section 197 of the Act. The remuneration paid to any director is not in excess of the limit laid down under Section 197 of the Act. The Ministry of Corporate Affairs has not prescribed other details under Section 197(16) of the Act which are required to be commented upon by us.

For **B S R & Co. LLP**

Chartered Accountants

Firm's Registration No.:101248WW-100022



Arjun Ramesh

Partner

Place: Bengaluru

Date: 07 May 2026

Membership No.: 218495

ICAI UDIN:26218495SGWKJN3386

Annexure A to the Independent Auditor's Report on the Standalone Financial Statements of CaratLane Trading Private Limited for the year ended 31 March 2026

(Referred to in paragraph 1 under 'Report on Other Legal and Regulatory Requirements' section of our report of even date)

- (i) (a) (A) The Company has maintained proper records showing full particulars, including quantitative details and situation of Property, Plant and Equipment.
- (B) The Company has maintained proper records showing full particulars of intangible assets.
- (i) (b) According to the information and explanations given to us and on the basis of our examination of the records of the Company, the Company has a regular programme of physical verification of its Property, Plant and Equipment by which all property, plant and equipment are verified in a phased manner over a period of three years. In accordance with this programme, certain property, plant and equipment were verified during the year. In our opinion, this periodicity of physical verification is reasonable having regard to the size of the Company and the nature of its assets. No material discrepancies was noticed on such verification.
- (c) The Company does not have any immovable property (other than immovable properties where the Company is the lessee and the leases agreements are duly executed in favour of the lessee). Accordingly, clause 3(i)(c) of the Order is not applicable.
- (d) According to the information and explanations given to us and on the basis of our examination of the records of the Company, the Company has not revalued its Property, Plant and Equipment (including Right of Use assets) or intangible assets or both during the year.
- (e) According to the information and explanations given to us and on the basis of our examination of the records of the Company, there are no proceedings initiated or pending against the Company for holding any benami property under the Prohibition of Benami Property Transactions Act, 1988 and rules made thereunder.
- (ii) (a) The inventory, except goods-in-transit and stocks lying with third parties, has been physically verified by the management during the year. For stocks lying with third parties at the year-end, written confirmations have been obtained and for goods-in-transit subsequent evidence of receipts has been linked with inventory records. In our opinion, the frequency of such verification is reasonable and procedures and coverage as followed by management were appropriate. No discrepancies were noticed on verification between the physical stocks and the book records that were more than 10% in the aggregate of each class of inventory
- (b) According to the information and explanations given to us and on the basis of our examination of the records of the Company, the Company has been sanctioned working capital limits in excess of five crore rupees, in aggregate, from banks or financial institutions on the basis of security of current assets. In our opinion, the quarterly returns or statements filed by the Company with such banks or financial institutions are in agreement with the books of account of the Company.
- (iii) According to the information and explanation given to us and on the basis of our examination of records of the Company, the Company has not made investments and not provided any guarantee or security or granted any advances in the nature of loans, secured or unsecured to companies, firms, limited liability partnership or any other parties during the year. The Company has granted unsecured loans to other parties during the year, in respect of which requisite information is as below. The Company has not granted any loans, secured or unsecured, to companies, firms and limited liability partnership during the year.
- (a) Based on the audit procedures carried on by us and as per the information and explanations given to us the Company has provided loans to any other entity as below:



Annexure A to the Independent Auditor's Report on the Standalone Financial Statements of CaratLane Trading Private Limited for the year ended 31 March 2026 (Continued)

Particulars	Loans
Aggregate amount during the year -Others	Rs. 149 lakhs
Balance outstanding as at balance sheet date -Others	Rs. 110 lakhs

- (b) According to the information and explanations provided to us and based on the audit procedures conducted by us, in our opinion the terms and conditions of the grant of loans during the year are not prejudicial to the interest of the Company. The Company has not made investments and not provided any guarantee or security or granted any advances in the nature of loan during the year.
- (c) According to the information and explanations given to us and on the basis of our examination of the records of the Company, in the case of loans given, in our opinion the repayment of principal and payment of interest has been stipulated and the receipts have been regular except for the following:

Name of the entity	Amount	Due Date	Extent of delay	Remarks, if any
Studio-C Inc.	INR 146 lakhs	15 Nov 2024	502	Interest is not accrued as the loan receivable is impaired and fully provided for.
Studio-C Inc.	INR 221 lakhs	15 May 2025	321	
Studio-C Inc.	INR 202 lakhs	15 Nov 2025	137	

Further, the Company has not given any advance in the nature of loan to any party during the year.

- (d) According to the information and explanations given to us and on the basis of our examination of the records of the Company, there is no overdue amount for more than ninety days in respect of loans (and advance in the nature of loan) given except an amount of Rs. 569 lakhs (interest) overdue for more than ninety days as at 31 March 2026. In our opinion, reasonable steps have been taken by the Company for recovery of the principal and interest. Further, the Company has not given any advance in the nature of loan to any party during the year
- (e) According to the information and explanations given to us and on the basis of our examination of the records of the Company, there is no loan or advance in the nature of loan granted falling due during the year, which has been renewed or extended or fresh loans granted to settle the overdues of existing loans given to same parties.
- (f) According to the information and explanations given to us and on the basis of our examination of the records of the Company, the Company has not granted any loans or advances in the nature of loans either repayable on demand or without specifying any terms or period of repayment.



Annexure A to the Independent Auditor's Report on the Standalone Financial Statements of CaratLane Trading Private Limited for the year ended 31 March 2026 (Continued)

- (iv) According to the information and explanations given to us and on the basis of our examination of records of the Company, the Company has neither made any investments nor has it given loans or provided guarantee or security and therefore the relevant provisions of Sections 185 and 186 of the Companies Act, 2013 ("the Act") are not applicable to the Company. Accordingly, clause 3(iv) of the Order is not applicable.
- (v) The Company has not accepted any deposits or amounts which are deemed to be deposits from the public. Accordingly, clause 3(v) of the Order is not applicable.
- (vi) According to the information and explanations given to us, the Central Government has not prescribed the maintenance of cost records under Section 148(1) of the Act for the products manufactured by it. Accordingly, clause 3(vi) of the Order is not applicable.
- (vii) (a) The Company does not have liability in respect of Service tax, Duty of excise, Sales tax and Value added tax during the year since effective 1 July 2017, these statutory dues has been subsumed into GST.

According to the information and explanations given to us and on the basis of our examination of the records of the Company, in our opinion, the undisputed statutory dues including Goods and Service Tax, Provident Fund, Employees State Insurance, Income-Tax, Duty of Customs or Cess or other statutory dues have generally been regularly deposited by the Company with the appropriate authorities.

According to the information and explanations given to us and on the basis of our examination of the records of the Company, no undisputed amounts payable in respect of Goods and Service Tax, Provident Fund, Employees State Insurance, Income-Tax, Duty of Customs or Cess or other statutory dues were in arrears as at 31 March 2026 for a period of more than six months from the date they became payable.

- (b) According to the information and explanations given to us and on the basis of our examination of the records of the Company, statutory dues relating to Goods and Service Tax, Provident Fund, Employees State Insurance, Income-Tax, Duty of Customs or Cess or other statutory dues which have not been deposited on account of any dispute are as follows:

Name of the statute	Nature of the dues	Amount (Rs. in lakhs)	Period to which the amount relates	Forum where dispute is pending	Amount deposited (Rs. in lakhs)
Goods and Service Tax	Goods and Service Tax	17.62	2017-18	Appellate Authority	-
Goods and Service Tax	Goods and Service Tax	3.30	2018-19	Appellate Authority	0.33
Goods and Service Tax	Goods and Service Tax	26.34	2019-20	Appellate Authority	1.06
Goods and Service Tax	Goods and Service Tax	21.75	2020-21	Appellate Authority	1.05


- (viii) According to the information and explanations given to us and on the basis of our examination of the records of the Company, the Company has not surrendered or disclosed any transactions, previously unrecorded as income in the books of account, in the tax assessments under the



Annexure A to the Independent Auditor's Report on the Standalone Financial Statements of CaratLane Trading Private Limited for the year ended 31 March 2026 (Continued)

Income Tax Act, 1961 as income during the year.

- (ix) (a) According to the information and explanations given to us and on the basis of our examination of the records of the Company, the Company has not defaulted in repayment of loans and borrowing or in the payment of interest thereon to any lender.
- (b) According to the information and explanations given to us and on the basis of our examination of the records of the Company, the Company has not been declared a wilful defaulter by any bank or financial institution or government or government authority.
- (c) In our opinion and according to the information and explanations given to us by the management, term loans were applied for the purpose for which the loans were obtained.
- (d) According to the information and explanations given to us and on an overall examination of the standalone financial statements of the Company, we report that no funds raised on short-term basis have been used for long-term purposes by the Company.
- (e) According to the information and explanations given to us and on an overall examination of the standalone financial statements of the Company, we report that the Company has not taken any funds from any entity or person on account of or to meet the obligations of its subsidiaries, associates or joint ventures as defined under the Act.
- (f) According to the information and explanations given to us and procedures performed by us, we report that the Company has not raised loans during the year on the pledge of securities held in its subsidiaries, joint ventures or associate companies (as defined under the Act).
- (x) (a) The Company has not raised any moneys by way of initial public offer or further public offer (including debt instruments). Accordingly, clause 3(x)(a) of the Order is not applicable.
- (b) According to the information and explanations given to us and on the basis of our examination of the records of the Company, the Company has not made any preferential allotment or private placement of shares or fully or partly convertible debentures during the year. Accordingly, clause 3(x)(b) of the Order is not applicable.
- (xi) (a) During the course of our examination of the books and records of the Company and according to the information and explanations given to us, considering the principles of materiality outlined in Standards on Auditing, we report that no fraud by the Company or on the Company has been noticed or reported during the year.
- (b) According to the information and explanations given to us, no report under sub-section (12) of Section 143 of the Act has been filed by the auditors in Form ADT-4 as prescribed under Rule 13 of the Companies (Audit and Auditors) Rules, 2014 with the Central Government.
- (c) We have taken into consideration the whistle blower complaints received by the Company during the year while determining the nature, timing and extent of our audit procedures.
- (xii) According to the information and explanations given to us, the Company is not a Nidhi Company. Accordingly, clause 3(xii) of the Order is not applicable.
- (xiii) In our opinion and according to the information and explanations given to us, the transactions with related parties are in compliance with Section 177 and 188 of the Act, where applicable, and the details of the related party transactions have been disclosed in the standalone financial statements as required by the applicable accounting standards.
- (xiv) (a) Based on information and explanations provided to us and our audit procedures, in our opinion, the Company has an internal audit system commensurate with the size and nature of its business.
- (b) We have considered the internal audit reports of the Company issued till date for the period under audit.
- (xv) In our opinion and according to the information and explanations given to us, the Company has



Annexure A to the Independent Auditor's Report on the Standalone Financial Statements of CaratLane Trading Private Limited for the year ended 31 March 2026 (Continued)

not entered into any non-cash transactions with its directors or persons connected to its directors and hence, provisions of Section 192 of the Act are not applicable to the Company.

- (xvi) (a) The Company is not required to be registered under Section 45-IA of the Reserve Bank of India Act, 1934. Accordingly, clause 3(xvi)(a) of the Order is not applicable.
- (b) The Company is not required to be registered under Section 45-IA of the Reserve Bank of India Act, 1934. Accordingly, clause 3(xvi)(b) of the Order is not applicable.
- (c) The Company is not a Core Investment Company (CIC) as defined in the regulations made by the Reserve Bank of India. Accordingly, clause 3(xvi)(c) of the Order is not applicable.
- (d) According to the information and explanations provided to us, the Group (as defined in the regulations made by the Reserve Bank of India) has more than one CIC as part of the Group. The Group has six CICs as part of the Group
- (xvii) The Company has not incurred cash losses in the current and in the immediately preceding financial year.
- (xviii) There has been no resignation of the statutory auditors during the year. Accordingly, clause 3(xviii) of the Order is not applicable.
- (xix) According to the information and explanations given to us and on the basis of the financial ratios, ageing and expected dates of realisation of financial assets and payment of financial liabilities, our knowledge of the Board of Directors and management plans and based on our examination of the evidence supporting the assumptions, nothing has come to our attention, which causes us to believe that any material uncertainty exists as on the date of the audit report that the Company is not capable of meeting its liabilities existing at the date of balance sheet as and when they fall due within a period of one year from the balance sheet date. We, however, state that this is not an assurance as to the future viability of the Company. We further state that our reporting is based on the facts up to the date of the audit report and we neither give any guarantee nor any assurance that all liabilities falling due within a period of one year from the balance sheet date, will get discharged by the Company as and when they fall due.
- (xx) In our opinion and according to the information and explanations given to us, there is no unspent amount under sub-section (5) of Section 135 of the Act pursuant to any project. Accordingly, clauses 3(xx)(a) and 3(xx)(b) of the Order are not applicable.
- (b) In our opinion and according to the information and explanations given to us, there is no unspent amount under sub-section (5) of Section 135 of the Act pursuant to any ongoing project.



B S R & Co. LLP

Annexure A to the Independent Auditor's Report on the Standalone Financial Statements of CaratLane Trading Private Limited for the year ended 31 March 2026 (Continued)

Accordingly, clause 3(xx)(b) of the Order is not applicable.

For **B S R & Co. LLP**

Chartered Accountants

Firm's Registration No.:101248W/W-100022



Arjun Ramesh

Partner

Place: Bengaluru

Date: 07 May 2026

Membership No.: 218495

ICAI UDIN:26218495SGWKJN3386

Annexure B to the Independent Auditor's Report on the standalone financial statements of CaratLane Trading Private Limited for the year ended 31 March 2026

Report on the internal financial controls with reference to the aforesaid standalone financial statements under Clause (i) of Sub-section 3 of Section 143 of the Act

(Referred to in paragraph 2(A)(g) under 'Report on Other Legal and Regulatory Requirements' section of our report of even date)

Opinion

We have audited the internal financial controls with reference to financial statements of CaratLane Trading Private Limited ("the Company") as of 31 March 2026 in conjunction with our audit of the standalone financial statements of the Company for the year ended on that date.

In our opinion, the Company has, in all material respects, adequate internal financial controls with reference to financial statements and such internal financial controls were operating effectively as at 31 March 2026, based on the internal financial controls with reference to financial statements criteria established by the Company considering the essential components of internal control stated in the Guidance Note on Audit of Internal Financial Controls Over Financial Reporting issued by the Institute of Chartered Accountants of India (the "Guidance Note").

Management's and Board of Directors' Responsibilities for Internal Financial Controls

The Company's Management and the Board of Directors are responsible for establishing and maintaining internal financial controls based on the internal financial controls with reference to financial statements criteria established by the Company considering the essential components of internal control stated in the Guidance Note. These responsibilities include the design, implementation and maintenance of adequate internal financial controls that were operating effectively for ensuring the orderly and efficient conduct of its business, including adherence to company's policies, the safeguarding of its assets, the prevention and detection of frauds and errors, the accuracy and completeness of the accounting records, and the timely preparation of reliable financial information, as required under the Act.

Auditor's Responsibility

Our responsibility is to express an opinion on the Company's internal financial controls with reference to financial statements based on our audit. We conducted our audit in accordance with the Guidance Note and the Standards on Auditing, prescribed under Section 143(10) of the Act, to the extent applicable to an audit of internal financial controls with reference to financial statements. Those Standards and the Guidance Note require that we comply with ethical requirements and plan and perform the audit to obtain reasonable assurance about whether adequate internal financial controls with reference to financial statements were established and maintained and if such controls operated effectively in all material respects.

Our audit involves performing procedures to obtain audit evidence about the adequacy of the internal financial controls with reference to financial statements and their operating effectiveness. Our audit of internal financial controls with reference to financial statements included obtaining an understanding of internal financial controls with reference to financial statements, assessing the risk that a material weakness exists, and testing and evaluating the design and operating effectiveness of internal control based on the assessed risk. The procedures selected depend on the auditor's judgement, including the assessment of the risks of material misstatement of the standalone financial statements, whether due to fraud or error.

We believe that the audit evidence we have obtained is sufficient and appropriate to provide a basis for our audit opinion on the Company's internal financial controls with reference to financial statements.



Annexure B to the Independent Auditor's Report on the standalone financial statements of CaratLane Trading Private Limited for the year ended 31 March 2026 (Continued)

Meaning of Internal Financial Controls with Reference to Financial Statements

A company's internal financial controls with reference to financial statements is a process designed to provide reasonable assurance regarding the reliability of financial reporting and the preparation of financial statements for external purposes in accordance with generally accepted accounting principles. A company's internal financial controls with reference to financial statements include those policies and procedures that (1) pertain to the maintenance of records that, in reasonable detail, accurately and fairly reflect the transactions and dispositions of the assets of the company; (2) provide reasonable assurance that transactions are recorded as necessary to permit preparation of financial statements in accordance with generally accepted accounting principles, and that receipts and expenditures of the company are being made only in accordance with authorisations of management and directors of the company; and (3) provide reasonable assurance regarding prevention or timely detection of unauthorised acquisition, use, or disposition of the company's assets that could have a material effect on the financial statements.

Inherent Limitations of Internal Financial Controls with Reference to Financial Statements

Because of the inherent limitations of internal financial controls with reference to financial statements, including the possibility of collusion or improper management override of controls, material misstatements due to error or fraud may occur and not be detected. Also, projections of any evaluation of the internal financial controls with reference to financial statements to future periods are subject to the risk that the internal financial controls with reference to financial statements may become inadequate because of changes in conditions, or that the degree of compliance with the policies or procedures may deteriorate.

For **B S R & Co. LLP**

Chartered Accountants

Firm's Registration No.:101248W/W-100022



Arjun Ramesh

Partner

Place: Bengaluru

Date: 07 May 2026

Membership No.: 218495

ICAI UDIN:26218495SGWKJN3386

CaratLane Trading Private Limited

Standalone Balance Sheet

(All amounts in INR lakhs, unless otherwise stated)

Particulars	Note	As at 31 March 2026	As at 31 March 2025
ASSETS			
Non-current assets			
Property, plant and equipment	5(i)	7,693	7,536
Capital work-in-progress *	5(ii)	0	0
Right-of-use assets	6	24,427	24,617
Other intangibles	5(ii)	2,399	2,632
Intangible assets under development	5(iv)	7	448
Financial assets			
i Investments	7(i)	-	-
ii Loans	7(ii)	-	-
iii Other financial assets	7(iii)	13,304	11,630
Deferred tax assets (net)	8	4,033	3,418
Other tax assets (net)	8	540	1,399
Other non-current assets	9	4,047	6,402
Total non-current assets		56,450	58,082
Current assets			
Inventories	10	244,309	174,777
Financial assets			
i Trade receivables	11(i)	1,884	2,110
ii Cash and cash equivalents	11(ii)	4,080	4,234
iii Bank balances other than (ii) above	11(iii)	353	837
iv Loans	11(iv)	110	94
v Other financial assets	11(v)	12,654	9,174
Other current assets	12	23,465	18,738
Total current assets		286,855	209,964
Total assets		343,305	268,046
EQUITY AND LIABILITIES			
Equity			
Equity share capital	13	667	667
Other equity	14	52,351	25,567
Total equity		53,018	26,234
Liabilities			
Non-current liabilities			
Financial liabilities			
i Borrowings	15(i)	9,259	14,146
ii Lease liabilities	15(ii)	33,299	33,248
iii Other financial liabilities	15(iii)	1,081	613
Provisions	16	1,537	1,345
Other non-current liabilities	17	286	256
Total Non-current liabilities		45,462	49,608
Current liabilities *			
Financial liabilities			
i Borrowings	18(i)	94,135	58,900
ii Gold on loan	18(ii)	55,257	76,696
iii Lease liabilities	18(iii)	6,020	5,182
iv Trade payables	18(iv)		
(a) Total outstanding dues of micro and small enterprises, and		1,567	4,257
(b) Total outstanding dues of creditors other than micro and small enterprises		27,039	22,139
v Other financial liabilities	18(v)	4,052	3,458
Provisions	19	1,178	1,021
Other current liabilities	20	55,577	20,551
Total current liabilities		244,825	192,204
Total liabilities		343,305	268,046

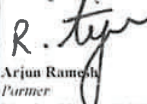
*Represents amounts less than INR 50,000

Material accounting policies

The accompanying notes are an integral part of the standalone financial statements


As per our report of even date attached


for **B S R & Co. LLP**
Chartered Accountants
Firm registration number: 101248W/ W-100022


Arjun Ramani
Partner
Membership No: 218495
Place: Bengaluru
Date: 07 May 2026

for and on behalf of the Board of Directors of
CARATLANE TRADING PRIVATE LIMITED
(CIN: U52393TN2007PTC064830)


Saumen Bhaumik
Managing Director
DIN: 10674640
Place: Bengaluru
Date: 07 May 2026


Jigar Vyas
Chief Financial Officer
Place: Bengaluru
Date: 07 May 2026


Ashok Kumar Sonthalia
Director
DIN: 03259683
Place: Bengaluru
Date: 07 May 2026


Kalyanibhai Rhonac
Company Secretary
Place: Bengaluru
Date: 07 May 2026

CaratLane Trading Private Limited**Standalone statement of profit and loss***(All amounts in INR lakhs, unless otherwise stated)*

Particulars	Note	For the year ended 31 March 2026	For the year ended 31 March 2025
Revenue from operations	21	629,265	415,259
Other income	22	4,285	3,011
Total income (I)		633,550	418,270
Expenses			
Cost of materials consumed	23 (a)	527,573	340,179
Purchases of stock-in-trade	23 (b)	12,789	17,610
Changes in inventories of finished goods, stock-in-trade and work-in-progress	23 (c)	(53,547)	(54,899)
Employee benefits expense	24	20,692	18,675
Finance costs	25	10,345	9,492
Depreciation and amortisation expense	26	9,463	8,684
Other expenses	27	70,514	58,966
Total expenses (II)		597,829	398,707
Profit before exceptional item and tax (III) [(I)-(II)]		35,721	19,563
Exceptional item (IV) (Refer note 41)		-	5,101
Profit before tax (V) [(III)-(IV)]		35,721	14,462
Tax expense (VI)			
- Current tax		9,524	3,513
- Deferred tax	8	(608)	(121)
Profit for the year (A) [(V)-(VI)]		26,805	11,070
Other comprehensive income			
<i>Items that will not be reclassified to profit or loss:</i>			
- Remeasurements of employee defined benefit plans		(28)	(22)
- Income-tax on above		7	6
Other comprehensive income (net of tax) (B)		(21)	(16)
Total comprehensive income for the year (A+B)		26,784	11,054
Earnings per equity share (par value of INR 2 per share)	28		
Basic earnings per share (INR)		80.38	33.20
Diluted earnings per share (INR)		80.38	33.20

Material accounting policies

3

The accompanying notes are an integral part of the standalone financial statements.

As per our report of even date attached

for **BSR & Co. LLP**

Chartered Accountants

Firm registration number: 101248W/ W-100022

Arjun Ramish
Partner

Membership No. 218495

Place: Bengaluru

Date: 07 May 2026

for and on behalf of the Board of Directors of

CARATLANE TRADING PRIVATE LIMITED

(CIN: U52393TN2007PTC064830)

Saumen Bhaumik
Managing Director

DIN: 10674640

Place: Bengaluru


Date: 07 May 2026

Ashok Kumar Sonthalia
Director

DIN: 03259683


Place: Bengaluru

Date: 07 May 2026

Jigar Vyas
Chief Financial Officer

Place: Bengaluru

Date: 07 May 2026

Kalyanibhai Rhonac
Company Secretary

Place: Bengaluru

Date: 07 May 2026

CaratLane Trading Private Limited

Standalone statement of changes in equity

(All amounts in INR lakhs, unless otherwise stated)

A. Equity share capital

Particulars	Amount
Balance at the 1 April 2024	667
Changes in equity share capital during the year	-
As at 31 March 2025	667
Changes in equity share capital during the year	-
As at 31 March 2026	667

B. Other equity

Particulars	Reserves and surplus		Other comprehensive income (Re-measurement of defined benefit obligation)	Total
	Securities premium	Retained earnings		
Balance at the 1 April 2024	41,149	(26,030)	(607)	14,512
Profit for the year	-	11,070	-	11,070
Other comprehensive income for the year (net of taxes)	-	-	(16)	(16)
Total comprehensive income for the year		11,070	(16)	11,054
Balance as at 31 March 2025	41,149	(14,959)	(623)	25,567
Balance as at 1 April 2025	41,149	(14,959)	(623)	25,567
Profit for the year	-	26,805	-	26,805
Other comprehensive income for the year (net of taxes)	-	-	(21)	(21)
Total comprehensive income for the year		26,805	(21)	26,784
Balance as at 31 March 2026	41,149	11,846	(644)	52,351

Material accounting policies

3

The accompanying notes are an integral part of the standalone financial statements.

As per our report of even date attached

for BSR & Co. LLP

Chartered Accountants

Firm registration number: 101248W/ W-100022

Arjun Ramesh
Partner

Membership No. 218495

Place: Bengaluru

Date: 07 May 2026

for and on behalf of the Board of Directors of
CARATLANE TRADING PRIVATE LIMITED
(CIN: U52393TN2007PTC064836)

Saumen Bhaumik
Managing Director

DIN: 10674640

Place: Bengaluru

Date: 07 May 2026

Ashok Kumar Sonthalia
Director

DIN: 03259683

Place: Bengaluru

Date: 07 May 2026

Jigar Vyas
Chief Financial Officer

Place: Bengaluru

Date: 07 May 2026

Kalyanibhai Rhonac
Company Secretary

Place: Bengaluru

Date: 07 May 2026

CaratLane Trading Private Limited**Standalone statement of cash flow***(All amounts in INR lakhs, unless otherwise stated)*

Particulars	For the year ended 31 March 2026	For the year ended 31 March 2025
A. CASH FLOWS FROM OPERATING ACTIVITIES		
Profit before tax	35,721	14,462
<i>Adjustments for:</i>		
Depreciation and amortisation expenses	9,463	8,684
Interest income	(9)	(189)
Interest income on sublease	(1,086)	(817)
Deferred rental income and rent equalisation	(591)	(268)
Termination gain on leases	(954)	(76)
Gain on sale of investment (net)	(102)	(112)
Write back of liability no longer required	(381)	
Bad debts written off	41	
Finance cost	10,345	9,492
Net loss/(gain) on sale of property, plant and equipment	14	(96)
Unrealised foreign exchange gain	(18)	(112)
Property, plant and equipment written off	211	5
Impairment of investment and loan	-	5,101
Operating profit before working capital changes	52,654	36,074
Change in operating assets and liabilities		
Increase in inventories	(69,532)	(70,545)
Decrease in trade receivables	443	176
Increase in loans receivable, other financial asset and other assets	(6,322)	(7,544)
Increase in other financial liabilities	882	1,229
Increase in provisions	321	167
(Decrease)/Increase in gold on loan and trade payable	(19,229)	36,885
Increase in other liabilities	35,169	10,745
Cash (used)/generated from operating activities before taxes	(5,614)	7,187
Income taxes paid (Net of refunds)	(8,665)	(3,895)
Net cash (outflow)/inflow from operating activities (A)	(14,279)	3,292
B. CASH FLOWS FROM INVESTING ACTIVITIES		
Purchase of property, plant and equipment, intangible assets and intangible assets under development	(4,657)	(2,934)
Proceeds from sale of property, plant and equipment	1,340	592
Sale of mutual fund investments, net	102	112
Deposits matured/(placed) during the year	484	(333)
Interest received	17	47
Lease payments received from sub-leases	2,676	2,107
Net cash used in investing activities (B)	(38)	(409)
C. CASH FLOWS FROM FINANCING ACTIVITIES		
Principal payment of lease liabilities	(5,275)	(4,675)
Interest payment of lease liabilities	(3,473)	(2,929)
Proceeds from long term borrowings	-	6,996
Repayment of long term borrowings	(4,887)	(4,475)
Proceeds from short term borrowings, net	37,172	9,360
Finance costs paid	(6,846)	(6,277)
Share based payments	(591)	(697)
Net cash generated/(used) in financing activities (C)	16,100	(2,697)
Net increase in cash and cash equivalents (A+B+C)	1,783	186
Cash and cash equivalents as at the beginning of the year (Refer note 11(ii))	2,297	2,111
Cash and cash equivalents as at the end of the year (Refer note 11(ii))	4,080	2,297



CaratLane Trading Private Limited

Standalone statement of cash flow

(All amounts in INR lakhs, unless otherwise stated)

Particulars	For the year ended 31 March 2026	For the year ended 31 March 2025
Debt reconciliation statement in accordance with Ind AS 7		
Borrowings		
Opening balance	71,109	59,226
Repayment of borrowings	(154,978)	(236,963)
Proceeds from borrowings	187,263	248,846
Closing balance	103,394	71,109
Bank overdrafts repayable on demand and used for cash management purposes	-	1,937
Closing balance in the balance sheet	103,394	73,046
Reconciliation of Lease liability		
Opening balance	38,430	35,248
Payments made during the year	(8,748)	(7,604)
Non-cash changes	9,637	10,786
Closing balance	39,319	38,430
Reconciliation of Cash and cash equivalents		
Cash and cash equivalents in the balance sheet	4,080	4,234
Bank overdrafts repayable on demand and used for cash management purposes	-	(1,937)
Cash and cash equivalents in the statement of cash flows	4,080	2,297

Material accounting policies

3

The accompanying notes are an integral part of the standalone financial statements.

As per our report of even date attached

for **BSR & Co. LLP**

Chartered Accountants

Firm registration number: 101248W/ W-100022



Arjun Ramesh
Partner


Membership No. 218495


Place: Bengaluru

Date: 07 May 2026

for and on behalf of the Board of Directors of
CARATLANE TRADING PRIVATE LIMITED
(CIN: U52393TN2007PTC064830)


Saumen Bhaumik
Managing Director
DIN: 10674640
Place: Bengaluru
Date: 07 May 2026


Ashok Kumar Sonthalia
Director
DIN: 03259683
Place: Bengaluru
Date: 07 May 2026


Jigar Vyas
Chief Financial Officer
Place: Bengaluru
Date: 07 May 2026


Kalyanibhai Rhonac
Company Secretary
Place: Bengaluru
Date: 07 May 2026

CaratLane Trading Private Limited

Material accounting policies and notes to the standalone financial statements

1 BACKGROUND

CaratLane Trading Private Limited (the Company) is domiciled and incorporated in India under the provision of the Companies Act, 2013. The company is registered with Ministry of Corporate Affairs under Corporate Identification Number (CIN) U52393TN2007PTC064830.

The Company is engaged in activities of Manufacturing and trading of jewellery. The registered office address of the Company is Olympia Cyberspace, 6th Floor (Level 9), 21/22, Alandur Road, Aruliyammanpet 2nd Street, Guindy, Chennai - 600 032.

The Board of Directors approved the standalone financial statements for the year ended 31 March 2026 and authorised for issue on 07 May 2026.

2 BASIS OF PREPARATION AND PRESENTATION

(i) Statement of compliance

The standalone financial statements comply with the Indian Accounting Standards ('Ind AS') notified under the Companies (Indian Accounting Standards) Rules, 2015 and Companies (Indian Accounting Standards) Amendment Rules, 2016 read with Section 133 of the Companies Act, 2013 (the Act) and other relevant provision of the act under going concern assumption using the historical cost convention on an accrual basis except for certain financial instruments which are measured at fair values notified under the Act & Rules prescribed thereunder (together hereinafter referred to as 'Standalone Financial Statements' or 'financial statements').

(ii) Basis of measurement

The standalone financial statements have been prepared on an accrual basis under the historical cost convention except for the following items:

- Certain financial assets and liabilities (including derivative instruments) that are measured at fair value.
- Share based payments that are measured at fair value.
- The defined benefit asset/liability that are measured at fair value of present value of defined benefit obligations.
- Right of use assets and lease liabilities are measured at fair market value as per IND AS 116.

Historical cost is generally based on the fair value of the consideration given in exchange for goods and services. Fair value is the price that would be received to sell an asset or paid to transfer a liability in an orderly transaction between market participants at the measurement date.

(iii) Use of estimates, assumptions and judgement

The preparation of standalone financial statements in conformity with Ind AS requires management to make judgements, estimates and assumptions that affect the application of accounting policies on the reported amount of assets and liabilities, revenues and expenses and disclosure of contingent liabilities. Such estimates, assumptions and judgement are based on management's evaluation of relevant facts and circumstances as on the date of financial statements. The actual result may differ from these estimates.

Estimates and assumptions are reviewed on a periodic basis. Revisions to accounting estimates are recognised prospectively in the period in which the estimates are revised and in any future periods affected.

Judgements

Information about judgements made in applying accounting policies that have the most significant effects on the amounts recognised in the standalone financial statements is included in the following notes:

- Note 30 – Leases – whether an arrangement contains a lease
- Note 30 – Lease classification (including the expected general inflation rates) and lease term
- Note 21 – Revenue Recognition
- Note 5(iv) – Intangible assets under development
- Note 31(d) – Long term incentive and Titan Employee Stock Option Plan

Assumptions and estimation

Information about assumptions and estimation uncertainties that have significant risk of resulting in a material adjustment in the year ending 31 March 2026 is included in the following notes:

- Note 5 (i) – Useful life of the Property, plant and equipment.
- Note 5 (ii) – Useful life of the Intangible assets.
- Note 35 – Contingent liabilities and commitments.
- Note 31 – Measurement of defined benefit obligations key actuarial assumptions;
- Note 30 – Leases - Lease term and incremental borrowing rate
- Note 36 – Fair value measurement of financial instruments
- Note 21 – Revenue recognition
- Note 20 (a) - Provision for warranty
- Note 33 - Right to recover returned goods & liability for sales return
- Note 11 - Expected credit loss
- Note 8 - Deferred tax- recognition and valuation
- Note 19 - Provision for Xclusive points
- Note 31 (d) - Long term incentive and Titan Employee Stock Option Plan
- Note 42 - Impairment of investments

(iv) Functional and presentation currency

Items included in the standalone financial statements of the Company are measured using the currency of the primary economic environment in which the Company operates (i.e. the "functional currency"). The standalone financial statements are presented in Indian Rupee ("INR" or "₹"), which is the Company's functional and presentation currency and is rounded-off to the nearest lakhs except when otherwise indicated.



CaratLane Trading Private Limited

Material accounting policies and notes to the standalone financial statements

(v) Measurement of fair values

Certain accounting policies and disclosures of the Company require the measurement of fair values, for both financial and non-financial assets, and financial and non-financial liabilities

The Company has an established control framework with respect to the measurement of fair values and the valuation team regularly reviews significant unobservable inputs and valuation adjustments

Fair values are categorised into different levels in a fair value hierarchy based on the inputs used in the valuation techniques as follows

- Level 1 quoted prices (unadjusted) in active markets for identical assets or liabilities

- Level 2 inputs other than quoted prices included in Level 1 that are observable for the asset or liability, either directly (i.e. as prices) or indirectly (i.e. derived from prices)

- Level 3 inputs for the asset or liability that are not based on observable market data (unobservable inputs)

When measuring the fair value of an asset or a liability, the Company uses observable market data as far as possible

If the inputs used to measure the fair value of an asset or a liability fall into a different levels of the fair value hierarchy, then the fair value measurement is categorised in its entirety in the same level of the fair value hierarchy as the lowest level input that is significant to the entire measurement

Further information about the assumptions made in the measuring fair values is included in the following notes

- Note 36 - financial instruments

(vi) Current and Non Current classification

Based on the time involved between the acquisition of assets for processing and their realization in cash and cash equivalents, the Company has identified twelve months as its operating cycle for determining current and non-current classification of assets and liabilities in the Balance sheet. Balances that are realisable payable within a period 12 months are considered as current and beyond 12 months is considered as non-current

3 MATERIAL ACCOUNTING POLICIES

The Accounting policies set out below have been applied consistently to all periods presented in these Standalone Financial Statements unless otherwise indicated. This note provides list of material accounting policies adopted in the preparation of the standalone financial statements. These financial statements are the separate financial statements of the Company

(i) Revenue recognition

Revenue is recognised upon transfer of control of promised goods or services to customers in an amount that reflects the consideration the Company expects to receive in exchange for those goods or services

Sale of products

Revenue from the sale of products is recognised at the point in time when control is transferred to the customer.

Revenue is measured based on the transaction price, which is the consideration, net of customer incentives, discounts, variable considerations, payments made to customers, other similar charges, as specified in the contract with the customer. Additionally, revenue excludes taxes collected from customers, which are subsequently remitted to governmental authorities. Invoices are usually payable within 120-180 days, except for cash and carry business

For contracts that permit the customer to return or exchange an item, revenue is recognised to the extent that is highly probable that a significant reversal in the amount of cumulative revenue recognised will not occur.

Therefore, the amount of revenue recognised is adjusted for expected returns or exchange, which are estimated based on the historical data. In these circumstances, a refund liability and a right to recover returned goods assets are recognised. The right to recover returned goods asset is measured after reducing the average gross margin from the estimated refund liability. The refund liability is included in other current liability (note 19) and right to recover returned goods is included in other current assets (note 12). The Company reviews its estimate of expected returns at each reporting date and updates the amounts of the assets and liability accordingly.

Advances received from customers are reported as liabilities until all conditions for revenue recognition are met

The Company allocates a portion of the consideration received to 'Exclusive points'. This allocation of the material right to the customer is based on the historical data for redemption of these Exclusive points. The amount allocated to the exclusive points is deferred and is recognised as revenue when exclusive points are redeemed or the likelihood of the customer redeeming the exclusive points become remote. The deferred revenue is shown as liability for exclusive points under other current liabilities

Use of significant judgements in revenue recognition

• The Company's contracts with customers could include promises to transfer multiple goods to a customer. The Company assesses the goods promised in a contract and identifies distinct performance obligations in the contract. Identification of distinct performance obligation involves judgement to determine the deliverables and the ability of the customer to benefit independently from such deliverables

• Judgement is also required to determine the transaction price for the contract. The transaction price could be either a fixed amount of customer consideration or variable consideration with elements such as volume discounts, performance bonuses, price concessions and incentives. The transaction price is also adjusted for the effects of the time value of money if the contract includes a significant financing component. Any consideration payable to the customer is adjusted to the transaction price, unless it is a payment for a distinct good from the customer. The estimated amount of variable consideration is adjusted in the transaction price only to the extent that it is highly probable that a significant reversal in the amount of cumulative revenue recognised will not occur and is reassessed at the end of each reporting period.

• The Company uses judgement to determine an appropriate standalone selling price for a performance obligation. The Company allocates the transaction price to each performance obligation on the basis of the relative stand-alone selling price of each distinct good or service promised in the contract. Where standalone selling price is not observable, the Company uses the expected cost plus margin approach to allocate the transaction price to each distinct performance obligation

Sale of services

Service income is recognised on rendering of services based on the agreements/arrangements with the concerned parties

Refer Note - 21 Revenue from operations

Interest income is recognised as it accrues in the standalone statement of profit and loss using effective interest rate method

Commission income is generally recognised when the related sale is executed as per the terms of the agreement

The Company has determined that the revenues as disclosed in Note 21 are disaggregated into categories that depict how the nature, amount, timing and uncertainty of revenue and cash flows are affected by economic factors.



CaratLane Trading Private Limited

Material accounting policies and notes to the standalone financial statements

i (a) Other income

Franchisee Signing Fees Franchisee signing fees is recognised based on the franchisee stores opened during the year which varies based on the location. It excludes taxes remitted to the government which are recovered from the Franchisee's (Note 22)

(ii) Property, plant and equipment

The cost of any item of PPE shall be recognised as an asset if and only if it is probable that future economic benefit associated with the item will flow to the group and the cost of the item can be measured reliably

Items of Property, plant and equipment are measured at cost less accumulated depreciation and accumulated impairment losses, if any.

The cost of an item of property, plant and equipment comprises its purchase price/ acquisition cost, net of any trade discounts and rebates, any import duties and other taxes (other than those subsequently recoverable from the tax authorities), any directly attributable expenditure on making the asset ready for its intended use, other incidental expenses and interest on borrowings attributable to acquisition of qualifying property, plant and equipment up to the date the asset is ready for its intended use

Subsequent expenditure on property, plant and equipment after its purchase / completion is capitalized only if such expenditure results in an increase in the future benefits from such asset beyond its previously assessed standard of performance

Advance paid towards acquisition of fixed assets outstanding at each balance sheet date is disclosed as capital advances under non-current assets

Any gain or loss on disposal of an item of property, plant and equipment is recognised in the standalone statement of profit or loss. Capital work-in-progress comprises the cost of assets that are not ready for their intended use at the balance sheet date

When significant parts of plant and equipment are required to be replaced at intervals, the Company depreciates them separately based on their specific useful lives. Repairs and maintenance costs are recognised in the statement of profit and loss as incurred

The Company identifies and determines cost of each component/ part of property, plant and equipment separately, if the component/ part has a cost which is significant to the total cost of the property, plant and equipment and has useful life that is materially different from that of the remaining asset. Leasehold improvements are amortized over the estimated useful life of the asset or the lease period whichever is less.

An item of property, plant and equipment and any significant part initially recognised is derecognised upon disposal or when no future economic benefits are expected from its use or disposal. Gains or losses arising from de-recognition of Property, plant and equipment and intangible assets are measured as the difference between the net disposal proceeds and the carrying amount of Property, plant and equipment and are recognised in the standalone statement of profit and loss when the Property, plant and equipment is derecognised.

(ii) Property, plant and equipment (continued)

Depreciation methods, estimated useful life and residual value

Depreciation is calculated using straight-line method to allocate their cost over the useful lives of assets which is as follows

Asset category	Management estimate of useful life	Useful life as per schedule II
Furniture and fittings	10 years	10 years
Computer equipment	3 years	3 years
Computer server	6 years	6 years
Office equipments	5 years	5 years
Jewellery Machine	15 years	15 years
Vehicles	5 years	8 years
Mock jewellery	1 year	1 year
Leasehold improvements - Stores	5 years or lease period whichever is less	Lease period
Leasehold improvements - Other than stores	8 years or lease period whichever is less	Lease period

Depreciation for assets purchased / sold during the period is provided on an pro-rata basis

The residual values, useful lives and methods of depreciation of property, plant and equipment are reviewed at each financial year end and adjusted prospectively, if appropriate. Based on technical evaluation and consequent advice, the management believes that its estimates of useful lives as given above best represent the period over which management expects to use these assets. Changes in the expected useful life or the expected pattern of consumption of future economic benefits embodied in the asset are considered to modify the amortization period or method, as appropriate, and are treated as changes in accounting estimates

(iii) Intangible assets

(a) Internally generated - Research and development

Expenditure on research activities is recognised in the statement of profit and loss as incurred

Development expenditure is capitalized as part of the cost of the resulting intangible asset only if the expenditure can be measured reliably, the product or process is technically and commercially feasible, future economic benefits are probable, and the Company intends to and has sufficient resources to complete development and to use or sell the asset. Otherwise, it is recognised in profit or loss as incurred. Subsequent to initial recognition, the asset is measured at cost less accumulated amortization and any accumulated impairment losses

(b) Amortization

Amortization is calculated to write off the cost of intangible assets less their estimated residual values over their estimated useful lives using the straight-line method, and is included in depreciation and amortization in Statement of Profit and Loss

The estimated useful lives are as follows

Asset	Useful life
Computer software	3 to 5 years
Caratlane portal	3 years

Amortization method, useful lives and residual values are reviewed at the end of each financial year and adjusted prospectively, if appropriate



CaratLane Trading Private Limited

Material accounting policies and notes to the standalone financial statements

(iv) Impairment

(a) Financial assets

The Company recognizes loss allowances using the expected credit loss (ECL) model for the financial assets which are not fair valued through the statement of profit and loss. Expected credit loss is the difference between the contractual cash flows and the cash flows that the entity expects to receive, discounted using the effective interest rate. Loss allowance for trade receivables is measured at an amount equal to lifetime ECL. For all other financial assets, expected credit losses are measured at an amount equal to the 12-month ECL, unless there has been a significant increase in credit risk from initial recognition in which case those are measured at lifetime ECL, as required. The amount of expected credit losses (or reversal) that is required to adjust the loss allowance at the reporting date to the amount that is required to be recognised is recognised as an impairment gain or loss in the Statement of Profit and Loss.

When determining whether the credit risk of a financial asset has increased significantly since initial recognition and when estimating ECLs, the Company considers reasonable and supportable information that is relevant and available without undue cost or effort. This includes both quantitative and qualitative information and analysis, based on the Company's historical experience and informed credit assessment, that includes forward-looking information.

The Company considers a financial asset to be in default when

- the debtor is unlikely to pay its credit obligations to the Company in full, without recourse by the Company to actions such as realizing security (if any is held), or
- the financial asset is more than 90 days past due.

ECLs are a probability-weighted estimate of credit losses. Credit losses are measured as the present value of all cash shortfalls (i.e. the difference between the cash flows due to the entity in accordance with the contract and the cash flows that the company expects to receive).

At each reporting date, the Company assesses whether financial assets carried at amortised cost are credit-impaired. A financial asset is 'credit-impaired' when one or more events that have a detrimental price on the estimated future cash flows of the financial assets have occurred.

Evidence that a financial asset is credit-impaired includes the following observable data

- i. significant financial difficulty of the debtor;
- ii. a breach of contract such as default or being more than 90 days past due;
- iii. it is probable that the debtor will enter bankruptcy or other financial reorganisation; or
- iv. the disappearance of an active market for a security because of financial difficulties.

(b) Non-financial assets

Intangible assets, Intangible asset under development and Property, plant and equipment

At each reporting date, the Company reviews the carrying amount of its Non financial assets to determine whether there is any indication of impairment. Intangible assets, Intangible asset under development and Property, plant and equipment are evaluated for recoverability whenever events or changes in circumstances indicate that their carrying amounts may not be recoverable. For the purpose of impairment testing, the recoverable amount (i.e. the higher of the fair value less cost to sell and the value-in-use) is determined on an individual asset basis unless the asset does not generate cash flows that are largely independent of those from other assets. Value in use is based on estimated future cash flows, discounted to their present value using a pre-tax discount rate that reflects current market assessments of the time value of money and the risks specific to the asset or CGU. In such cases, the recoverable amount is determined for the CGU to which the asset belongs. If such assets are considered to be impaired, the impairment to be recognised in the Statement of Profit and Loss is measured by the amount by which the carrying value of the assets exceeds the estimated recoverable amount of the asset. An impairment loss is reversed in the statement of profit and loss if there has been a change in the estimates used to determine the recoverable amount. The carrying amount of the asset is increased to its revised recoverable amount, provided that this amount does not exceed the carrying amount that would have been determined (net of any accumulated amortization or depreciation) had no impairment loss been recognised for the asset in prior years.

(v) Leases

Company as a lessee

At inception of a contract, the company assesses whether a contract is, or contains, a lease if the contract conveys the right to control the use of an identified asset for a period of time in exchange for consideration. To assess whether a contract conveys the right to control the use of an identified asset, the Company assesses whether

- a. the contract involves the use of an identified asset,
- b. the Company has the right to obtain substantially all the economic benefits from use of the asset throughout the period of use, and
- c. the Company has the right to direct the use of the asset.

At inception or on reassessment of a contract that contains a lease component, the Company allocates the consideration in the contract to each lease component on the basis of the relative stand-alone prices of the lease components and the aggregate stand-alone price of the non-lease components.

The Company recognises right-of-use asset representing its right to use the underlying asset for the lease term at the lease commencement date. The cost of the right-of-use asset measured at inception shall comprise of the amount of the initial measurement of the lease liability, adjusted for any lease payments made at or before the commencement date, less any lease incentives received, plus any initial direct costs incurred and an estimate of the costs to be incurred by the lessee in dismantling and removing the underlying asset or restoring the underlying asset or site on which it is located.

The right-of-use asset is subsequently measured at cost less accumulated depreciation, accumulated impairment losses, if any and adjusted for any remeasurement of the lease liability.

The right-of-use assets is depreciated using the straight-line method from the commencement date over the shorter of lease term or useful life of right-of-use asset. The estimated useful lives of right-of-use assets are determined on the same basis as those of property, plant and equipment. Right-of-use assets are tested for impairment whenever there is any indication that their carrying amounts may not be recoverable. Impairment loss, if any, is recognised in the statement of profit and loss.



CaratLane Trading Private Limited

Material accounting policies and notes to the standalone financial statements

Modification/termination of lease: The lease liability is measured at amortised cost using the effective interest method. It is remeasured when there is a change in future lease payments arising from a change in an index or rate, if there is a change in the estimate of the amount expected to be payable under a residual value guarantee, if the Company changes its assessment of whether it will exercise a purchase, extension or termination option or if there is a revised in-substance fixed lease payment. A corresponding adjustment is made to the carrying amount of the right-of-use asset, or is recorded in profit or loss if the carrying amount of the right-of-use asset has been reduced to zero.

Variable payments: Variable lease payments that depend on sales are recognised in the Statement of profit or loss in the period in which the condition that triggers those payments occurs.

The lease liability is initially measured at the present value of the lease payments that are not paid at the commencement date, discounted using the interest rate implicit in the lease or, if that rate cannot be readily determined, the incremental borrowing rate applicable to the entity within the Company. Generally, the Company uses its incremental borrowing rate as the discount rate. For leases with reasonably similar characteristics, the Company, on a lease by lease basis, may adopt either the incremental borrowing rate specific to the lease or the incremental borrowing rate for the portfolio as a whole. Incremental borrowing rate used for discounting has been determined by taking the interest rates obtained from financial institutions for borrowing the similar value of right of use assets for similar tenure. The rates will be reassessed on a yearly basis at the beginning of each accounting period to reflect changes in financial conditions. The lease payments shall include fixed payments, variable lease payments, residual value guarantees, exercise price of a purchase option where the Company is reasonably certain to exercise that option and payments of penalties for terminating the lease, if the lease term reflects the lessee exercising an option to terminate the lease.

The Company has elected not to recognise right-of-use assets and lease liabilities for short-term leases of all assets that have a lease term of 12 months or less and leases of low-value assets. The Company recognizes the lease payments associated with these leases as an expense on a straight-line basis over the lease term.

Company as a Lessor: In case of sub-leasing, where the Company, being the original lessee and intermediate lessor, grants a right to use the underlying asset to a third party, the head lease is recognised as lease liability and sub-lease is recognised as lease receivables in the Balance Sheet of the Company. Interest expense is charged on the lease liability and interest income on lease receivables is recognised in the statement of profit or loss.

(vi) Non-current assets or disposal group held for sale :

Non-current assets, or disposal groups comprising assets and liabilities, are classified as held for sale if it is highly probable that they will be recovered primarily through sale rather than through continuing use.

Such assets, or disposal groups, are generally measured at the lower of their carrying value and fair value less costs to sell.

Once classified as held for sale, intangible assets, property, plant and equipment, investment properties are no longer amortised or depreciated.

Non-current assets classified as held-for-sale and the assets of a disposal group classified as held for sale are presented separately from the other assets in balance sheet. The liabilities of a disposal group classified as held for sale are presented separately from other liabilities in the balance sheet.

(vii) Inventories

Inventories (other than quantities of gold for which the price is yet to be determined with the suppliers (Unfixed Gold)) are measured at the lower of cost and net realizable value. The cost is determined as follows:

(i) Raw materials, other than gold, loose diamonds, solitaire, and gemstones, are valued at weighted average cost.

(ii) Loose diamonds, solitaire, and gemstones are valued on a lot-wise basis.

(iii) Work-in-progress is valued at weighted average cost of production.

(iv) Gold is hedged through gold-on-loan arrangements, and related future contracts are revalued at fair value.

(v) Finished goods (non-traded) are valued at weighted average cost as of the date of production.

(vi) Finished goods (traded) are valued on a lot-wise basis.

Cost comprises all costs of purchase including duties and taxes (other than those subsequently recoverable by the Company), freight inwards and other expenditure directly attributable to acquisition. Work-in-progress and finished goods include appropriate share of proportion overheads based on normal operating capacity.

Unfixed gold is initially valued at the provisional gold price prevailing on the date of receipt of gold and revalued at the gold price prevailing at the end of each reporting period.

Net realizable value represent the estimated selling price for inventories less estimated cost of completion and costs necessary to make the sale.

The net realisable value of work-in-progress is determined with reference to the selling prices of related finished goods. Raw materials, components and other supplies held for use in the production of finished products are not written down below cost except in cases when a decline in the price of materials indicates that the cost of the finished products shall exceed the net realisable value.

(viii) Foreign currency transactions and balances

Foreign exchange transactions are recorded at the rates of exchange prevailing on the dates of the respective transactions. Exchange differences arising on foreign exchange transactions settled during the year are recognised in the standalone statement of profit and loss for the year.

Monetary assets and liabilities denominated in foreign currencies as at the standalone balance sheet date are translated at the exchange rates on that date. The resultant exchange differences are recognised in the standalone statement of profit and loss.

Non-monetary assets and liabilities which are carried in terms of historical cost denominated in foreign currency are translated at an exchange rate that approximates the rates prevalent on the date of the transaction.



CaratLane Trading Private Limited

Material accounting policies and notes to the standalone financial statements

(ix) Taxation

Income tax expense comprises current tax expense and the net change in the deferred tax asset or liability during the year. Current and deferred tax are recognised in standalone statement of profit and loss, except when they relate to items that are recognised in other comprehensive income or directly in equity, in which case, the current and deferred tax are also recognised in other comprehensive income or directly in equity, respectively.

The company has determined that interest and penalties related to income taxes, including uncertain tax treatments, do not meet the definition of income taxes, and therefore accounted for them under Ind AS 37 Provisions, Contingent Liabilities and Contingent Assets.

a) Current income tax. Current income tax for the current and prior periods are measured at the amount expected to be recovered from or paid to the taxation authorities based on the taxable income for that year. The tax rates and tax laws used to compute the amount are those that are enacted or substantively enacted by the balance sheet date. The Company offsets current tax assets and current tax liabilities, where it has a legally enforceable right to set off the recognised amounts and where it intends either to settle on a net basis, or to realize the asset and settle the liability simultaneously.

b) Deferred income tax. Deferred income tax assets and liabilities are recognised using the balance sheet approach. Deferred tax is recognised on temporary differences at the balance sheet date between the tax bases of assets and liabilities and their carrying amounts for financial reporting purposes, except when the deferred income tax arises from the initial recognition of goodwill or an asset or liability in a transaction that is not a business combination and affects neither accounting nor taxable profit or loss at the time of the transaction. The carrying amount of deferred income tax assets is reviewed at each balance sheet date and reduced to the extent that it is no longer probable that sufficient taxable profit will be available to allow all or part of the deferred income tax asset to be utilized.

Deferred income tax assets are recognised for all deductible temporary differences, to the extent that it is probable that taxable profit will be available against which the deductible temporary differences can be utilized. Deferred income tax assets are recognised for carry forward of unused tax credits and unused tax losses, to the extent that there is convincing evidence that taxable profit will be available against which the carry forward of unused tax credits and unused tax losses can be utilized.

Deferred income tax liabilities are recognised for all taxable temporary differences except in respect of taxable temporary differences associated with investments in subsidiaries, associates and joint ventures where the timing of the reversal of the temporary difference can be controlled and it is probable that the temporary difference will not reverse in the foreseeable future.

Deferred income tax assets and liabilities are measured using tax rates and tax laws that have been enacted or substantively enacted by the balance sheet date and are expected to apply to taxable income in the years in which those temporary differences are expected to be recovered or settled. The effect of changes in tax rates on deferred income tax assets and liabilities is recognised as an income or expense in the period that includes the enactment or substantive enactment date.

The measurement of deferred tax reflects the tax consequences that will follow from the manner in which the company expects, at the reporting date to recover or settle the carrying amount of its assets and liabilities.

Deferred tax assets and deferred tax liabilities are offset if a legally enforceable right exists to set off current tax assets against current tax liabilities and the deferred taxes relate to same tax period and same authority.

(xi) Employee benefits

i) Short term employee benefits

Short-term employee benefits are measured on an undiscounted basis and expensed as the related service is provided. All employee benefits payable within twelve months of rendering the service are classified as short-term employee benefits. Benefits such as salaries, short-term compensated absences and incentives etc. are recognised in the standalone statement of profit and loss for the year in which the employee renders the related service.

ii) Defined contribution plan

A defined contribution plan is a post-employment benefit plan where the company's legal or constructive obligation is limited to the amount that it contributes to a separate legal entity.

All eligible employees receive benefit from provident fund, which is a defined contribution plan. Both the employee and the Company make monthly contribution to the fund, which is equal to a specified percentage of the covered employee's basic salary and including other fixed component not linked to the performance of employees. The Company has no further obligations under this plan beyond its monthly contributions.

Obligations for contributions to defined contribution plan are expensed as an employee benefits expense in the statement of profit and loss in period in which the related service is provided by the employee. Prepaid contributions are recognised as an asset to the extent that a cash refund or a reduction in future payments is available.

iii) Post employment benefits

The Company provides for gratuity, a defined benefit plan covering all eligible employees. The present value of obligation under such defined benefit plan is determined based on actuarial valuation carried at the year-end using the Projected Unit Credit Method, which recognizes each period of service as giving rise to additional unit of employee benefit entitlement and measures each unit separately to build up the final obligation. The obligation is measured at the present value of the estimated future cash flows. The discount rate used for determining the present value of the obligation under defined benefit plans, is based on the market yields on Government securities as at the balance sheet date having maturity periods approximating the term of the related obligation. The Company recognizes the net obligation of a defined benefit plan in its balance sheet as an asset or liability. Gains and losses through re-measurements of the net defined benefit liability / asset are recognised in other comprehensive income. In accordance with Ind AS, re-measurement gains and losses on defined benefit plans recognised in OCI are not to be subsequently reclassified to standalone statement of profit and loss. As required under Ind AS compliant Schedule III, the Company transfers it immediately to retained earnings.

The plan provides a lump-sum payment to eligible employees at retirement or on termination of employment based on the salary of the respective employee and the years of employment with the Company. The gratuity liability is accrued based on an actuarial valuation at the balance sheet date, carried out by an independent actuary.

iv) Compensated absences

Compensated absences which are not expected to occur within twelve months after the end of the period in which the employee renders the related services are recognised as an actuarially determined liability at the present value of the defined benefit obligation at the balance sheet date using the projected unit credit method.

The obligations are presented as current liabilities in the balance sheet if the company does not have the right at the end of the reporting period to defer the settlement for at least twelve months after the reporting date.



CaratLane Trading Private Limited

Material accounting policies and notes to the standalone financial statements

(xii) Employee stock option expense

The Company measures compensation cost relating to share-based payments using the fair valuation method in accordance with Ind AS 102, Share-Based Payment. Compensation expense is amortized over the vesting period of the option on a straight-line basis over the requisite service period for each separately vesting portion of the award as if the award was in-substance, multiple awards.

The cost of equity-settled transactions is determined by the fair value at the date when the grant is made using the Black-Scholes-Merton Model. The expected term of an option is estimated based on the vesting term and contractual life of the option. Expected volatility during the expected term of the option is based on the historical volatility of similar companies. Risk-free interest rates are based on the government securities yield in effect at the time of the grant.

The cost of equity settled transactions is recognised, together with a corresponding increase in share options outstanding account in equity, over the period in which the performance and/or service conditions are fulfilled. The cumulative expense recognised for equity-settled transactions at each reporting date until the vesting date reflects the extent to which the vesting period has expired and the company's best estimate of the number of equity instruments that will ultimately vest. The income statement expense or credit for a period represents the movement in cumulative expense recognised as at the beginning and end of that period and is recognised in employee benefits expense. The dilutive effect of outstanding options is reflected as additional share dilution in the computation of diluted earnings per share.

The fair value of the amount payable to employees in respect of options which are settled in cash, is recognised as an employee benefits expense with a corresponding liabilities, over the period during which the employees become unconditionally entitled to payment. The liability is measured at each reporting date and at settlement date based on the fair value of options. Any change in the liability are recognised in profit or loss.

(xiii) Financial instruments

Recognition of financial assets and financial liabilities:

Financial assets and financial liabilities are recognised when the Company becomes a party to the contractual provisions of the instruments.

Financial assets and liabilities are initially recognised at fair value. Transaction costs that are directly attributable to financial assets and liabilities (other than financial assets and liabilities measured at fair value through profit and loss (FVTPL)) are added to or deducted from the fair value of the financial assets or liabilities, as appropriate on initial recognition. Transaction costs directly attributable to acquisition of financial assets or liabilities measured at FVTPL are recognised immediately in the statement of profit and loss. All recognised financial assets are subsequently measured in their entirety at either amortized cost or fair value, depending on the classification of financial assets.

A) Financial assets

Classification of financial assets:

On initial recognition, a financial asset is classified at

- (i) Amortized cost
- (ii) Fair value through other comprehensive income (FVOCI)
- (iii) Fair value through profit and loss (FVTPL)

Financial assets are not reclassified subsequent to their initial recognition, except if and in the period the Company changes its business model for managing financial assets.

(i) Financial assets carried at amortized cost

A financial asset is subsequently measured at amortized cost using the effective interest rate method if it is held within a business model whose objective is to hold the asset in order to collect contractual cash flows and the contractual terms of the financial asset give rise on specified dates to cash flows that are solely payments of principal and interest on the principal amount outstanding. The amortised cost is reduced by impairment losses. Interest income, foreign exchange gains and losses and impairment are recognised in profit or loss. Any gain or loss on derecognition is recognised in profit or loss.

Financial assets at fair value through comprehensive income

A financial asset is subsequently measured at fair value through other comprehensive income if it is held within a business model whose objective is achieved by both collecting contractual cash flows and selling financial assets and the contractual terms of the financial asset give rise on specified dates to cash flows that are solely payments of principal and interest on the principal amount outstanding. Interest income calculated using the effective interest method, foreign exchange gains and losses and impairment are recognised in profit or loss. Other net gains and losses are recognised in OCI. On derecognition, gains and losses accumulated in OCI are reclassified to profit or loss.

Financial assets at fair value through profit and loss

A financial asset which is not classified in any of the above categories are subsequently fair valued through profit or loss. These assets are subsequently measured at fair value. Other net gains and losses are recognised in OCI and are not reclassified to profit or loss.

B) Financial liabilities: classification, subsequent measurement and derecognition:

Financial liabilities carried at amortized cost

Financial liabilities are subsequently carried at amortized cost using the effective interest method. For trade and other payables maturing within one year from the balance sheet date, the carrying amounts approximate fair value due to the short maturity of these instruments.

Financial liabilities at fair value through profit and loss

A financial liabilities which is not classified in any of the above categories are subsequently carried at fair value through profit or loss.

Derecognition

Financial assets

The Company derecognizes a financial asset when the contractual rights to the cash flows from the financial asset expire, or it transfers the right to receive the contractual cash flows in a transaction in which substantially all of the risks and rewards of ownership of the financial assets are transferred or in which the Company neither transfers nor retains substantially all of the risks and rewards of ownership and does not retain control of the financial asset.

If the Company enters into transactions whereby it transfers assets recognised on its balance sheet, but retains either all or substantially all of the risks and rewards of the transferred assets, the transferred assets are not derecognised.



CaratLane Trading Private Limited

Material accounting policies and notes to the standalone financial statements

Financial liabilities

The Company derecognizes a financial liability when its contractual obligations are discharged or cancelled, or expire. The Company also derecognizes a financial liability when its terms are modified and the cash flows under the modified terms are substantially different. In this case, a new financial liability based on the modified terms is recognised at fair value. The difference between the carrying amount of the financial liability extinguished and a new financial liability with modified terms is recognised in the standalone statement of profit and loss.

Offsetting

Financial assets and financial liabilities are offset and the net amount presented in the standalone balance sheet when, and only when, the Company currently has a legally enforceable right to set off the amounts and it intends either to settle them on a net basis or realize the asset and settle the liability simultaneously.

(xiv) Derivative financial instruments

a. Fair value hedge

Changes in the fair value of derivatives that are designated and qualify as fair value hedges are recognised in statement of profit and loss immediately, together with any changes in the fair value of the hedged asset or liability that are attributable to the hedged risk. Hedge accounting is discontinued when the Company revokes the hedge relationship, the hedging instrument or hedged item expires or is sold, terminated, or exercised or no longer meets the criteria for hedge accounting.

The Company applies fair value hedge for the gold purchased whose price is to be fixed in future. Therefore, there will be no impact of the fluctuation in the price of the gold on the Company's profit for the period. The Company has designated the trade payables pertaining to gold taken on loan from banks ('unfixed gold') as a fair value hedge to the corresponding gold inventory purchased on loan.

b. Cash flow hedge

The Company uses derivative financial instruments to manage risks associated with gold price fluctuations relating to certain highly probable forecasted transactions. The company has designated derivative financial instruments taken for gold price fluctuations as 'cash flow' hedges relating to highly probable forecasted transactions.

The use of derivative financial instruments is governed by the Company's policies approved by the Board of Directors, which provide written principles on the use of such instruments.

Hedging instruments are initially measured at fair value, and are re-measured at subsequent reporting dates. Changes in the fair value of these derivatives that are designated and effective as hedges of future cash flows are recognised in Other comprehensive income and accumulated under the hedging cash flow hedge reserve and the ineffective portion is recognised immediately in the statement of profit and loss.

Hedge accounting is discontinued when the hedging instrument expires or no longer qualifies for hedge accounting. For forecasted transactions, any cumulative gain or loss on the hedging instrument recognised in hedging reserve is retained until the forecast transaction occurs upon which it is recognised in the standalone statement of profit and loss. If a hedged transaction is no longer expected to occur, the net cumulative gain or loss accumulated in hedging reserve is recognised immediately to the statement of profit and loss. The Company has designated derivative financial instruments taken for gold price fluctuations as 'cash flow' hedges relating to highly probable forecasted transactions.

(xv) Provisions and contingent liabilities

a. General

Provisions are recognised when the Company has a present obligation (legal or constructive) as a result of a past event, it is probable that an outflow of resources embodying economic benefits will be required to settle the obligation and a reliable estimate can be made of the amount of the obligation. When the Company expects some or all of a provision to be reimbursed, the expense relating to a provision is presented in the standalone statement of profit and loss net of any reimbursement. If the effect of the time value of money is material, provisions are discounted using a current pre-tax rate that reflects, when appropriate, the risks specific to the liability. When discounting is used, the increase in the provision due to the passage of time is recognised as a finance cost.

A provision for warranties is recognised when the underlying products or services are sold, based on historical warranty data and a weighting of possible outcomes against their associated probabilities.

b. Contingent liabilities

Contingent liability is a possible obligation arising from past events and whose existence will be confirmed only by the occurrence or non-occurrence of one or more uncertain future events not wholly within the control of the entity or a present obligation that arises from past events but is not recognized because it is not probable that an outflow of resources embodying economic benefits will be required to settle the obligation or the amount of the obligation cannot be measured with sufficient reliability. The company does not recognize a contingent liability but discloses its existence in the standalone financial statements.

c. Onerous contracts

Provision for onerous contracts i.e. contracts where the expected unavoidable cost of meeting the obligations under the contract exceed the economic benefits expected to be received under it, are recognised when it is probable that an outflow of resources embodying economic benefits will be required to settle a present obligation as a result of an obligating event based on a reliable estimate of such obligation.



CaratLane Trading Private Limited

Material accounting policies and notes to the standalone financial statements

(xvi) Cash and cash equivalents

Cash and cash equivalents comprise of cash on hand, demand deposits with banks and balances with banks. The Company considers all highly liquid investments with an original maturity at the date of purchase of three months or less and that are readily convertible to known amounts of cash to be cash equivalents.

(xvii) Standalone cash flow statement

Cash flows are reported using the indirect method, whereby net loss before tax is adjusted for the effects of transactions of a non-cash nature, any deferrals or accruals of past or future operating cash receipts or payments and item of income or expenses associated with investing or financing cash flows. The cash flows from operating, investing and financing activities of the Company are segregated.

(xviii) Borrowing Cost

Borrowing costs are interest and other costs incurred in connection with borrowing of funds. The borrowing cost includes interest expense accrued on gold on loan taken from banks. Borrowing costs attributable to acquisition or construction of an asset which necessarily take a substantial period of time to get ready for their intended use are capitalized as part of the cost of asset. Other borrowing costs are recognised as an expense in the period in which they are incurred.

(xix) Earning per share

Basic Earnings Per Share

Basic earnings per share is calculated by dividing the profit (or loss) by the weighted average number of equity shares outstanding during the year. The weighted average number of equity shares outstanding during the year is adjusted for bonus issue, bonus element in a rights issue to existing shareholders, share split and reverse share split (consolidation of shares).

Diluted Earnings Per Share

Diluted earnings per share is computed by dividing the profit (considered in determination of basic earnings per share) after considering the effect of interest and other financing costs or income (net of attributable taxes) associated with dilutive potential equity shares by the weighted average number of equity shares considered for deriving basic earnings per share adjusted for the weighted average number of equity shares that would have been issued upon conversion of all dilutive potential equity shares.

(xx) Segment Reporting

Operating segments are reported in a manner consistent with the internal reporting provided to the Chief Operating Decision Maker ("CODM"). The Board of Directors of the Company assesses the financial performance and position of the Company. The Managing Director and Chief executive officer has been identified as the CODM.

The Company operates in one segment only i.e. Jewellery. The CODM evaluates the Company's performance based on the revenue and operating income from the sale of Jewellery. Accordingly, no additional segment disclosure has been made for the business segment.

In terms of geographical segment, since the Company operates only in India, there is only one geographical segment, i.e. India. Accordingly, no additional disclosure has been made for geographical segment information.

4. Ministry of Corporate Affairs ("MCA") notifies new standards or amendments to the existing standards under Companies (Indian Accounting Standards) Rules as issued from time to time.

In May 2025, MCA notified amendments to Ind AS 21 - The Effects of Changes in Foreign Exchange Rates, applicable w.e.f. April 1, 2025. The Company has reviewed the amendment and based on its evaluation has determined that it does not have any significant impact in its financial statements.

In August 2025, MCA notified the following amendments to:

i) Ind AS 1, Presentation of Financial Statements, applicable w.e.f. April 1, 2025 - The amendment relates to classification of liabilities as current or non-current and non-current liabilities with covenants. In the context of classifying a liability as current, it removes the requirement of existence of a right to defer settlement for at least 12 months after the reporting date and instead requires that the said right should exist on the reporting date and have substance. The amendment also introduces guidance on classification of liabilities with covenants. The Company has no impact of these amendments in its classification criteria of current and non-current liabilities.

ii) Ind AS 7, Statement of Cash Flows and Ind AS 107, Financial Instruments: Disclosures, applicable w.e.f. April 1, 2025 - The amendment in Ind AS 7 requires to inform users of financial statements of the existence of supplier finance arrangements and explain the nature of the arrangements, the carrying amount of liabilities and the range of payment due dates. Ind AS 107 has been amended to add supplier finance arrangements as a factor that may cause concentration of liquidity risk. The Company has reviewed the amendment and based on its evaluation has determined that it does not have any impact in its financial statements.

iii) Ind AS 12, International Tax Reform - Pillar Two Model Rules applicable immediately - The amendments provide a temporary mandatory relief from deferred tax accounting for top-up tax and disclose that they have applied the relief. The Company has reviewed the amendment and based on its evaluation has determined that it does not have any impact in its financial statements.



CaratLane Trading Private Limited

Notes to the standalone financial statements for the year 31 March 2026

(All amounts, unless indicated otherwise, in INR lakhs)

50) Property, plant and equipment*

Particulars	Gross carrying amount			Accumulated depreciation			Carrying amount (net)
	As at 1 April 2025	Additions	Disposals/Write off	As at 31 March 2026	Charge for the year	Disposals/Write off	
Tangible assets							
Furniture and fittings	1,998	245	589	1,654	633	327	1,052
Leasehold improvements	5,958	1,459	2,287	5,130	3,083	1,565	2,251
Computer equipment	1,934	115	421	1,628	1,574	407	1,434
Computer server	29	-	29	29	17	-	29
Office equipment	2,993	2,328	723	4,598	1,427	520	2,997
Leasehold machine	1,775	229	470	1,534	327	105	1,199
Vehicle	3	-	-	3	3	-	3
Total	14,600	4,376	4,990	14,386	7,064	2,924	7,693

Particulars	Gross carrying amount			Accumulated depreciation			Carrying amount (net)
	As at 1 April 2024	Asset held for sale (Refer Note 38)	Additions	As at 31 March 2025	Charge for the year	Disposals/Write off	
Tangible assets							
Furniture and fittings	2,061	22	225	310	1,998	4	633
Leasehold improvements	5,811	5	402	260	5,958	2	3,083
Computer equipment	1,980	63	153	262	1,934	35	1,574
Computer server	38	-	9	9	29	-	17
Mask shelves	250	-	-	250	250	-	250
Office equipment	2,860	112	206	3,275	2,903	45	2,488
Leasehold machine	1,360	51	514	150	1,275	15	1,437
Vehicle	3	-	-	3	3	-	3
Total	14,363	253	1,600	1,616	14,600	101	2,084

*Refer Note 18(i) for details of security

50) Other intangibles

Particulars	Gross carrying amount			Accumulated amortization			Carrying amount (net)
	As at 1 April 2025	Additions	Disposals/Write off	As at 31 March 2026	Charge for the year	Disposals/Write off	
Intangible assets							
Computer software	7,945	1,496	5	9,436	5,313	5	2,399
CaratLane portal	239	-	-	239	239	-	239
Total	8,184	1,496	5	9,675	5,552	5	2,399

Particulars	Gross carrying amount			Accumulated amortization			Carrying amount (net)
	As at 1 April 2024	Asset held for sale (Refer Note 38)	Additions	As at 31 March 2025	Charge for the year	Disposals/Write off	
Intangible assets							
Computer software	6,646	88	1,211	7,945	3,460	74	5,313
Website	239	-	-	239	239	-	239
Total	6,885	88	1,211	8,184	3,705	74	5,552

CaratLane Trading Private Limited

Notes to the standalone financial statements for the year 31 March 2026

(All amounts in INR lakhs, unless otherwise stated)

5(iii) Capital Work in Progress

(A) Movement of Capital Work in Progress

As at 31 March 2026

Particulars	As at 1 April 2025	Additions	Capitalisation during the year	As at 31 March 2026
Capital Work in Progress *	0	1,023	1,023	0
Total	0	1,023	1,023	0

As at 31 March 2025

Particulars	As at 1 April 2024	Additions	Capitalisation during the year	As at 31 March 2025
Capital Work in Progress *	68	11	79	0
Total	68	11	79	0

* Represents amount less than INR 50,000

(B) Ageing of Capital Work in Progress

As at 31 March 2026

Particulars	Amount in CWIP for a period				Total
	Less than 1 year	1-2 years	2-3 years	More than 3 years	
(a) Projects in progress	0	-	-	-	0
Total	0	-	-	-	0

As at 31 March 2025

Particulars	Amount in CWIP for a period				Total
	Less than 1 year	1-2 years	2-3 years	More than 3 years	
(a) Projects in progress	0	-	-	-	0
Total	0	-	-	-	0

1 There are no projects as on 31 March 2026 and 31 March 2025 where the project timelines are overdue

2 There are no projects as on 31 March 2026 and 31 March 2025 where the cost exceeded the original plan approved by the Board of Director

5(iv) Movement and Ageing of Intangible assets under development:

(A) Movement of Intangible assets under development :

As at 31 March 2026

Particulars	As at 1 April 2025	Additions	Capitalisation during the year	Reversals	As at 31 March 2026
Intangible assets under development	448	940	1,381	-	7
Total	448	940	1,381	-	7

As at 31 March 2025

Particulars	As at 1 April 2024	Additions	Capitalisation during the year	Reversals	As at 31 March 2025
Intangible assets under development	244	1,443	1,168	71	448
Total	244	1,443	1,168	71	448

(B) Ageing of Intangible assets under development :

As at 31 March 2026

Particulars	Amount in Intangible assets under development for a period				Total
	Less than 1 year	1-2 years	2-3 years	More than 3 years	
(a) Projects in progress	7	-	-	-	7
Total	7	-	-	-	7

As at 31 March 2025

Particulars	Amount in Intangible assets under development for a period				Total
	Less than 1 year	1-2 years	2-3 years	More than 3 years	
(a) Projects in progress	285	163	-	-	448
Total	285	163	-	-	448

Notes :

1 As of 31 March 2025, the implementation of the new Oracle ERP system has exceeded the originally planned timelines. The project is implemented in the financial year 2025-26

2 There are no projects as on 31 March 2026 where the project timelines are overdue and there were no projects apart from the above mentioned ERP project where the project timelines were overdue as on 31 March 2025

3 There are no projects as on 31 March 2026 and 31 March 2025 where the cost exceeded the original plan approved by the Board of Director



CaratLane Trading Private Limited

Notes to the standalone financial statements for the year 31 March 2026

(All amounts in INR lakhs, unless otherwise stated)

6 Right of use assets*

Particulars	As at 31 March 2026	As at 31 March 2025
Balance at the beginning of the year	35,516	32,658
Add : Additions	10,319	5,213
Less : Modifications / Terminations	10,109	2,355
Balance at the end of the year	35,726	35,516
Accumulated amortisation		
Balance at the beginning of the year	10,899	8,047
Add : Amortisation expense	5,081	4,550
Less : Modifications / Terminations	4,681	1,698
Balance at the end of the year	11,299	10,899
Net carrying value	24,427	24,617

*Also Refer Note 30.

7 Financial assets

(i) Investments

Particulars	As at 31 March 2026	As at 31 March 2025
Investment in equity instruments (unquoted)		
Investment in subsidiary (at cost unless stated otherwise)		
150 shares (Previous year: 150 shares) fully paid equity shares of \$ 1,000 each in StudioC Inc., USA	109	109
Less: Provisions for impairment in value of investment (Refer note 42)	(109)	(109)
	-	-
Aggregate book value of unquoted investments	109	109
Aggregate amount of impairment in value of investments	(109)	(109)

(ii) Loans

Particulars	As at 31 March 2026	As at 31 March 2025
<i>Unsecured, credit impaired</i>		
Loans to related parties (Refer note 29)	5,234	4,989
Less: Provision for Impairment in value of loan receivable (Refer note 7(i))	(5,234)	(4,989)
	-	-

(iii) Other financial assets

Particulars	As at 31 March 2026	As at 31 March 2025
<i>Unsecured, considered good</i>		
Security deposits	2,665	2,158
Lease receivables (Refer note 30)	10,461	9,381
Deposits under Lien (Refer note 11(3))	2	2
Other deposits	176	89
	13,304	11,630



CaratLane Trading Private Limited

Notes to the standalone financial statements for the year 31 March 2026
(All amounts in INR lakhs, unless otherwise stated)

8. Income tax

a) The following is the analysis of deferred tax assets/(liabilities):

Particulars	As at 31 March 2026	As at 31 March 2025
Deferred tax assets	4,033	3,418
	<u>4,033</u>	<u>3,418</u>

Particulars	As at 1 April 2025	Recognised in other comprehensive income	Recognised in the statement of profit and loss	Recognised in retained earning	As at 31 March 2026
Deferred tax assets					
Provision for doubtful trade receivables	3	-	-	-	3
Property, plant and equipment	513	-	485	-	999
Employee benefits	587	7	50	-	644
Forward contracts	1	-	(1)	-	(0)
Impairment	1,284	-	133	-	1,416
MSME Payments	27	-	(2)	-	25
ROU assets	(6,196)	-	48	-	(6,148)
Lease liabilities	9,672	-	224	-	9,896
Provision for warranty	26	-	9	-	36
Others	(2,499)	-	(338)	-	(2,837)
	<u>3,418</u>	<u>7</u>	<u>608</u>	<u>-</u>	<u>4,033</u>

Particulars	As at 1 April 2024	Recognised in other comprehensive income	Recognised in the statement of profit and loss	Recognised in retained earning	As at 31 March 2025
Deferred tax assets					
Provision for doubtful trade receivables	4	-	(1)	-	3
Property, plant and equipment (incl. ROU assets)	239	-	274	-	513
Employee benefits	503	6	78	-	587
Forward contracts	-	-	1	-	1
Impairment	-	-	1,284	-	1,284
MSME Payments	-	-	27	-	27
ROU assets	(6,194)	-	(2)	-	(6,196)
Lease liabilities	8,871	-	801	-	9,672
Carry forward losses and unabsorbed depreciation	1,347	-	(1,347)	-	-
Provision for property, plant and equipment	29	-	(29)	-	-
Provision for warranty	64	-	(38)	-	26
ESOP liabilities	503	-	(503)	-	-
Others	(2,075)	-	(424)	-	(2,499)
	<u>3,292</u>	<u>6</u>	<u>120</u>	<u>-</u>	<u>3,418</u>

b) Amounts recognised in statement of profit and loss

Particulars	For the year ended 31 March 2026	For the year ended 31 March 2025
Income tax expenses		
Current tax	9,524	3,513
Deferred tax	(608)	(121)
Income tax included in other comprehensive income on - Remeasurement of employee defined benefit plans	(7)	(6)
Tax expense for the year	<u>8,909</u>	<u>3,386</u>

c) The reconciliation between the provision of income tax and amounts computed by applying the Indian statutory income tax rate to profit before taxes.

Particulars	For the year ended 31 March 2026	For the year ended 31 March 2025
Profit before tax	35,721	14,462
Enacted income tax rate in India	25.17%	25.17%
Computed expected tax expense	8,990	3,640
Effect of:		
Effect of expenses that are not deductible in determining taxable profit	(74)	(129)
Effect of utilisation of carryforward losses and unabsorbed depreciation against current years profit		(136)
Others		17
Income tax expense recognised in the statement of profit and loss	<u>8,916</u>	<u>3,392</u>

Note : From the Assessment Year 2023-23 onwards relevant to the previous year 2021-22, the Company has elected to exercise the option permitted under section 115BAA(1) of the Income-tax Act, 1961 after satisfying the conditions contained in section 115BAA(2) as introduced by the Taxation Laws (Amendment) Ordinance, 2019. Accordingly, the Company has not recognized Minimum alternative Tax ('MAT') under the provision for income tax for the year ended 31 March 2026 and computed deferred tax based on the rate prescribed in the said section primarily for the carried forward losses.

d) The following table provides the details of income tax assets and income tax liabilities as of 31 March 2026 and 31 March 2025:

Particulars	As at 31 March 2026	As at 31 March 2025
Income tax assets (net)	540	1,399
Net income tax assets at the end of the year	<u>540</u>	<u>1,399</u>

Particulars	For the year ended 31 March 2026	For the year ended 31 March 2025
Net current income tax assets at the beginning of the year	1,399	1,017
Income tax paid	9,532	4,046
Provision created during the year	9,524	3,513
Refund received during the year *	867	151
Net current income tax assets at the end of the year	<u>540</u>	<u>1,399</u>

* During the year ended 31 March 2026, refund had been received for Assessment Year 2024-25 of INR 927 Lakhs including interest on refund amounting to INR 60 Lakhs.



CaratLane Trading Private Limited

Notes to the standalone financial statements for the year 31 March 2026

(All amounts in INR lakhs, unless otherwise stated)

9 Other non-current assets

Particulars	As at	
	31 March 2026	31 March 2025
<i>Unsecured, considered good</i>		
Capital advances	81	77
Deferred rental deposit (Refer note below)	242	248
Prepayments	-	2
Balance with government authorities	3,724	6,074
	<u>4,047</u>	<u>6,401</u>

Note :Deferred rental deposit represents discounted value of security deposit as per Ind AS 109.

10 Inventories

Particulars	As at	
	31 March 2026	31 March 2025
Raw materials	40,902	24,917
Work-in-progress	1,398	1,978
Finished goods	185,202	130,726
Stock-in-trade	16,807	17,156
	<u>244,309</u>	<u>174,777</u>

Notes :

- The cost of inventories recognised as an expense includes INR 166 lakhs (previous year: INR 4 lakhs) in respect of write down of inventory to net-realizable value.
- The inventory includes gold purchased on loan from banks amounting to INR 55,257 lakhs (previous year: INR 76,696 lakhs).
- Inventory includes 1,250 kg of Gold out of which 1,248 kg are hedged through gold loan from bank, future contracts, Treasure Chest Gold saving scheme and open orders and 2 kgs are unhedged as at 31 March 2026. Carrying value of the gold pledged as security for loan is INR 55,257 lakhs (Previous year : Inventory includes 1,333 kg of Gold out of which 1,330 kg are hedged through gold loan from bank, future contracts and open orders and 3 kg are unhedged as at 31 March 2025. Carrying value of the gold pledged as security for loan is INR 76,696 lakhs)
- Refer point 3(vii) under material accounting policies for mode of valuation.
- Remaining value of inventories are given as security on pari-passu basis for bank overdraft and cash card. Also refer notes 18(i).
- Inventory lying with the job worker amounting to INR 21,020 lakhs (Previous year : INR 16,194 lakhs)

11 Financial assets

(i) Trade receivables

Particulars	As at	
	31 March 2026	31 March 2025
Unsecured		
Trade receivables, considered good	1,415	655
Receivables from related parties (Refer note 29)	469	1,455
Less: Allowance for doubtful trade receivables	-	-
	<u>1,884</u>	<u>2,110</u>
Trade receivables, credit impaired	11	24
Less: Allowance for doubtful trade receivables	(11)	(24)
	<u>1,884</u>	<u>2,110</u>

(a) Ageing of receivables :

As at 31 March 2026

Particulars	Outstanding for following periods from the date of invoice					Total
	Less than 6 months	6 months - 1 year	1-2 years	2-3 years	More than 3 years*	
(i) Undisputed Trade receivables – considered good	1,883	1	-	-	-	1,884
(ii) Undisputed Trade Receivables – which have significant increase in credit risk	-	-	-	-	-	-
(iii) Undisputed Trade Receivables – credit impaired	11	-	-	-	-	11
(iv) Disputed Trade Receivables– considered good	-	-	-	-	-	-
(v) Disputed Trade Receivables – which have significant increase in credit risk	-	-	-	-	-	-
(vi) Disputed Trade Receivables – credit impaired	-	-	-	-	-	-
Total	1,894	1	-	-	-	1,895

As at 31 March 2025

Particulars	Outstanding for following periods from the date of invoice					Total
	Less than 6 months	6 months - 1 year	1-2 years	2-3 years	More than 3 years*	
(i) Undisputed Trade receivables – considered good	2,005	96	9	1	0	2,110
(ii) Undisputed Trade Receivables – which have significant increase in credit risk	-	-	-	-	-	-
(iii) Undisputed Trade Receivables – credit impaired	24	-	-	-	-	24
(iv) Disputed Trade Receivables– considered good	-	-	-	-	-	-
(v) Disputed Trade Receivables – which have significant increase in credit risk	-	-	-	-	-	-
(vi) Disputed Trade Receivables – credit impaired	-	-	-	-	-	-
Total	2,028	96	9	1	0	2,134

*Represents amounts less than INR 50,000



CaratLane Trading Private Limited

Notes to the standalone financial statements for the year 31 March 2026
(All amounts in INR lakhs, unless otherwise stated)

(i) Trade receivables (continued)

(b) Movement in the expected credit loss allowance :

Particulars	As at	As at
	31 March 2026	31 March 2025
Balance at the beginning of the year	24	16
Provision created/(reversed) during the year	(13)	8
Balance at the end of the year	11	24

(ii) Cash and cash equivalents

Particulars	As at	As at
	31 March 2026	31 March 2025
Cash on hand	965	646
Balances with banks :		
(i) in current account	3,057	2,978
(ii) in EEFC account	58	610
Cash and cash equivalents in the balance sheet	4,080	4,234

Book overdrafts repayable on demand and used for cash management purposes

(1,937)

Cash and cash equivalents in the statement of cash flows

4,080 **2,297**

Note : The balance under current account includes funds in transit primarily for credit card receipts yet to be credited to the Company of INR 396 lakhs (Previous year: INR 615 lakhs)

(iii) Other bank balances

Particulars	As at	As at
	31 March 2026	31 March 2025
Deposits placed for Gold hedging	157	639
Deposits under Lien (Refer note below)	196	198
Total	353	837

Note : Represents fixed deposits placed with banks for duty free gold purchased for export purpose and deposits placed for disputed due of indirect taxes

(iv) Loans receivable

Particulars	As at	As at
	31 March 2026	31 March 2025
<i>Unsecured, considered good</i>		
Employee loans	110	94
Loans to related parties	284	-
Less: Provision for Impairment in value of loan receivable (Refer note 7(i))	(284)	-
	110	94

(v) Other financial assets

Particulars	As at	As at
	31 March 2026	31 March 2025
<i>Unsecured, considered good</i>		
Lease receivables (Refer note 30)	1,794	1,637
Security deposits	580	606
Interest accrued on fixed deposits	33	64
Other receivable (Refer note (a) below)	4,161	2,512
Accrued Income (Refer note (b) below)	15	26
Refund receivable from government authorities	190	64
Margin money for gold future contracts	5,381	4,265
	12,654	9,174

Note :

(a) Balance pertains to amount receivable from franchisee's towards reimbursement of day to day expenditure

(b) Accrued income represents balance towards bill discounting for vendor invoices and duty drawback receivable.

12 Other current assets

Particulars	As at	As at
	31 March 2026	31 March 2025
<i>Unsecured, considered good</i>		
Balance with government authorities (Refer note (a) below)	18,465	15,556
Prepayments	817	762
Right to recover returned goods (Refer note 33)	264	320
Advance to suppliers	3,919	2,100
	23,465	18,738

Note:

(a) Balance with government authorities pertains current and non current GST credits of INR 22,189 lakhs (Previous year: INR 21,629 lakhs) in respect to GST input credit, transitional credit, deemed credit and refund receivable.

(b) Right to recover returned goods represents the amount of goods expected to be received by the Company on account of sales return. Also, refer disclosure made under note 33



CaratLane Trading Private Limited

Notes to the standalone financial statements for the year 31 March 2026

(All amounts in INR lakhs, unless otherwise stated)

13 Share capital

Particulars	As at 31 March 2026		As at 31 March 2025	
	No of shares	Amount	No of shares	Amount
Authorised share capital				
Equity share of INR 2 each with voting rights	49,953,234	999	49,953,234	999
Total authorised share capital	49,953,234	999	49,953,234	999
Issued, subscribed and fully paid up equity share capital				
Equity share of INR 2 each with voting rights	33,346,141	667	33,346,141	667
Total issued share capital	33,346,141	667	33,346,141	667

(i) Rights, preferences and restrictions attached to shares

The Company has only one class of equity shares having a par value of INR 2. Each holder of equity shares is entitled to one vote per share. The dividend proposed by the Board of Directors is subject to approval by the shareholders at the ensuing Annual General Meeting.

In the event of liquidation of the company, the holders of equity shares will be entitled to receive remaining assets of the Company after distribution of all preferential amounts. The distribution will be in proportion to the number of equity shares held by the shareholders.

(ii) Employee Stock Option Scheme

During the financial year 2017-18, the Company introduced CaratLane Stock Option Plan 2017 ('the Plan'). This Plan supersedes the following stock options and stock option plans:

- Executive Management Stock Option Scheme 2009
- CaratLane Trading India Private Limited Stock Option Scheme for Consultants, 2013
- Senior Management Stock Option Scheme, 2012

As per the plan, Board of Directors grants options to the employees of the Company. The vesting period of the option is one to four years from the date of grant. Options granted under the Scheme can be exercised within a period of six years from the date of vesting. For employees leaving the organization, an option can be exercised within 3 months from the date of resignation.

A maximum of 714,017 options are issuable under this plan. The movement in options issued are as below:

Cash settled options

Particulars	For the year ended	
	31 March 2026	31 March 2025
Options outstanding at the beginning of the year	21,387	52,812
Options granted during the year	-	-
Options forfeited during the year	-	(15,000)
Options converted to cash settled during the year (Refer note below)	-	-
Options settled during the year	(16,937)	(16,425)
Outstanding at the end of the year	4,450	21,387

Note:

1. As at 31 March 2025, there are 21,387 options outstanding pending settlement, of which 16,600 have vested and 4,787 are unvested. These options have been fair valued at INR 3,844 per option amounting to INR 723 Lakhs. The impact of fair valuation of cash settled ESOP has been credited to statement of profit and loss amounting to INR 354 lakhs. Further 15,000 options having value of INR 541 lakhs have been forfeited in the current year.

2. As at 31 March 2026, there are 4,450 options outstanding fully vested pending settlement. These options have been fair valued at INR 3,844 per option amounting to INR 171 Lakhs.

Fair value measurement

The fair value at grant date is determined using the Black-Scholes-Merton Model which takes into account the exercise price, the term of the option, the share price at each reporting date and expected price volatility of the underlying share, the expected dividend yield and the risk free interest rate for the term of the option.

The fair value of the options is estimated using the Black-Scholes-Merton Model with the following assumptions:

Particulars	31 March 2026	31 March 2025
Fair Value	3,844	3,844
Share Price	3,845	3,845
Risk free rate (%)	6.73%	6.73%
Adjusted Beta	1.53	1.53
Equity Risk premium	6.52%	6.52%
Country risk premium	1.60%	1.60%
India Inflation	4.00%	4.00%
US Inflation	2.00%	2.00%
Average Cost of Equity	13.26%	13.26%
No. of options	4,450	21,387



CaratLane Trading Private Limited

Notes to the standalone financial statements for the year 31 March 2026

(All amounts in INR lakhs, unless otherwise stated)

13 Share capital (continued)

(iii) Reconciliation of the shares outstanding at the beginning and at the end of the year

Particulars	As at 31 March 2026		As at 31 March 2025	
	No. of shares	Amount INR In lakhs	No. of shares	Amount INR In lakhs
<i>Equity shares with voting rights</i>				
At the beginning of the year	33,346,141	667	33,346,141	667
At the end of the year	33,346,141	667	33,346,141	667

iv) Details of shares held by shareholders holding more than 5% of the aggregate shares in the Company

Particulars	As at 31 March 2026		As at 31 March 2025	
	No. of shares held	% holding	No. of shares held	% holding
<i>Equity shares with voting rights</i>				
Titan Company Limited (Refer Notes below)	33,346,141	100%	33,346,141	100%
Total	33,346,141	100%	33,346,141	100%

(v) Shareholding of promoters

Promoter name	As at 31 March 2026			As at 31 March 2025		
	No. of Shares	% of total shares	% Change during the year	No. of Shares	% of total shares	% Change during the year
Titan Company Limited (Refer Notes below)	33,346,141	100.00%	-	33,346,141	100.00%	0%

Notes :

- During the year ended 31 March 2025, 3,000 number of shares held by shareholders other than promoters have been transferred to Titan Company Limited. Post this transfer, the company has become the wholly owned subsidiary of Titan Company Limited.
- Includes shares held by directors jointly with Titan Company Limited and Nominee Directors.

(vi) Information regarding issue of shares in last five years

- The Company has not issued any shares without payment being received in cash
- The Company has not issued any bonus shares
- The Company has not undertaken any buy-back of shares



CaratLane Trading Private Limited

Notes to the standalone financial statements for the year 31 March 2026

(All amounts in INR Lakhs, unless otherwise stated)

14 Other equity

Particulars	As at	As at
	31 March 2026	31 March 2025
Securities premium (Amounts received on issue of shares in excess of the par value has been classified as securities premium)	41,149	41,149
Retained earnings (Retained earnings comprise of the Company's prior years' losses after tax)	11,846	(14,959)
Other comprehensive income (Represents actuarial gain or loss on remeasurement of net defined benefit liability)	(644)	(623)
	<u>52,351</u>	<u>25,567</u>

15 Financial liabilities - Non Current

i. Borrowings

Particulars	As at	As at
	31 March 2026	31 March 2025
Unsecured		
Long-term borrowings Term loan (Refer note 1 & 2 below)	14,146	19,033
Less: Current maturities of long-term borrowings	(4,887)	(4,887)
	<u>9,259</u>	<u>14,146</u>

Notes :

- There were no new loans taken by the company during the year ended 31 March 2026.
- During the FY 2025-26 an amount of INR 4,887 lakhs has been repaid relating to the above unsecured loans.
- The interest rate on the term loan ranges between 5.40% to 7.68% per annum (PY: 7.23% to 7.68% per annum) and payable over 60 equal monthly installments beginning from January 2024.
- During the year ended 31 March 2025 the Company has taken unsecured term loan amounting to INR 6,996 lakhs for brand building activities.

ii. Lease liabilities

Particulars	As at	As at
	31 March 2026	31 March 2025
Lease liabilities (Refer note 30)	33,299	33,248
	<u>33,299</u>	<u>33,248</u>

iii. Other financial liabilities

Particulars	As at	As at
	31 March 2026	31 March 2025
Rental deposit	1,081	603
Cash settled ESOP liability (Refer note 13)	-	10
	<u>1,081</u>	<u>613</u>

16 Provisions

Particulars	As at	As at
	31 March 2026	31 March 2025
Provision for gratuity [Refer note 31] - Long Term	1,537	1,345
	<u>1,537</u>	<u>1,345</u>

17 Other non-current liabilities

Particulars	As at	As at
	31 March 2026	31 March 2025
Deferred rental liability	286	256
	<u>286</u>	<u>256</u>

Note :

Deferred rental liability represents discounted value of security deposit as per Ind AS 109.

18 Financial liabilities - Current

i. Borrowings

Particulars	As at	As at
	31 March 2026	31 March 2025
Secured		
Bank overdraft and cash credit (Refer Note 1 Below)	88,500	31,937
Unsecured		
Bill discounting (Refer Note 2 Below)	748	2,340
Commercial paper (Refer Note 34)	-	19,736
Current maturities of long term borrowings (Refer Note 15(i))	4,887	4,887
	<u>94,135</u>	<u>58,900</u>

Notes :

- Secured against the Company's inventory, receivables and Property, Plant and Equipment on pari-passu basis. The interest rate on the overdraft varies from 7.50% to 9.50% per annum and is payable at monthly intervals. The overdraft is payable on demand.
- During the year ended 31 March 2026, the Company has entered into an arrangement with Receivable Exchange of India limited and with credit period ranging between 84 to 179 days and interest rate ranging between 6.05% to 6.90% towards reverse factoring of MSME payments.
- The Company has filed statements as at the quarter end with the banks which are in agreement with the books of accounts as at respective quarter ends.



CaratLane Trading Private Limited

Notes to the standalone financial statements for the year 31 March 2026
(All amounts in INR lakhs, unless otherwise stated)

18 Financial liabilities - Current (continued) ii. Gold on loan

Particulars	As at	As at
	31 March 2026	31 March 2025
Secured		
Payable to banks*	55,257	76,696
	<u>55,257</u>	<u>76,696</u>

*Secured against inventory and receivables. Includes amounts payable against gold purchased from various banks under gold on loan scheme. The interest rate of the gold on loan varies from 2.50% to 3.90% per annum as at 31 March 2026 and is payable at monthly intervals. The credit period under the aforesaid arrangement is 180 days from the date of the delivery of gold.

iii. Lease liabilities

Particulars	As at	As at
	31 March 2026	31 March 2025
Lease liabilities [refer note 30] - Current	6,020	5,182
	<u>6,020</u>	<u>5,182</u>

iv. Trade payables

Particulars	As at	As at
	31 March 2026	31 March 2025
Trade payables		
Outstanding dues of micro and small enterprises [Refer note (b) below]	1,567	4,257
Outstanding dues of creditors other than micro and small enterprises		
- Creditors for goods	13,757	11,550
- Creditors for services	13,282	10,589
	<u>28,606</u>	<u>26,396</u>

(a) Ageing of Trade Payables :

As at 31 March 2026:

Particulars	Outstanding for following periods from due date of payment					Total
	Not due	Less than 1 year	1-2 years	2-3 years	More than 3 years	
(i) MSME	1,074	478	9	3	3	1,567
(ii) Others	24,394	2,595	9	7	34	27,039
(iii) Disputed dues - MSME	-	-	-	-	-	-
(iv) Disputed dues - Others	-	-	-	-	-	-
	<u>25,468</u>	<u>3,073</u>	<u>18</u>	<u>-</u>	<u>37</u>	<u>28,606</u>

As at 31 March 2025:

Particulars	Outstanding for following periods from due date of payment					Total
	Not due	Less than 1 year	1-2 years	2-3 years	More than 3 years	
(i) MSME	4,237	20	-	-	-	4,257
(ii) Others	16,292	5,583	180	84	-	22,139
(iii) Disputed dues - MSME	-	-	-	-	-	-
(iv) Disputed dues - Others	-	-	-	-	-	-
	<u>20,529</u>	<u>5,603</u>	<u>180</u>	<u>84</u>	<u>-</u>	<u>26,396</u>

(b) Disclosures required under Section 22 of the Micro, Small and Medium Enterprises Development Act, 2006:

There are no material dues owed by the Company to Micro and Small enterprises, which are outstanding for more than 45 days during the year and as at 31 March 2026. This information as required under the Micro, Small and Medium Enterprises Development Act, 2006 has been determined to the extent such parties have been identified on the basis of information available with the Company and has been relied upon by the auditors.

Particulars	As at	As at
	31 March 2026	31 March 2025
(a) the principal amount and the interest due thereon remaining unpaid to any supplier at the end of each accounting year,		
- Principal	1,531	4,221
- Interest	-	-
(b) the amount of interest paid by the buyer in terms of section 16 of the Micro, Small and Medium Enterprises Development Act, 2006 (27 of 2006), along with the amount of the payment made to the supplier beyond the appointed day during each accounting year,	-	-
(c) the amount of interest due and payable for the period of delay in making payment (which has been paid but beyond the appointed day during the year) but without adding the interest specified under the Micro, Small and Medium Enterprises Development Act, 2006,	-	-
(d) the amount of interest accrued and remaining unpaid at the end of each accounting year, and	36	36
(e) the amount of further interest remaining due and payable even in the succeeding years, until such date when the interest dues above are actually paid to the small enterprise, for the purpose of disallowance of a deductible expenditure under section 23 of the Micro, Small and Medium Enterprises Development Act, 2006	-	-
	<u>1,567</u>	<u>4,257</u>

Dues to Micro and Small Enterprises have been determined to the extent such parties have been identified on the basis of information collected by the Management. This has been relied upon by the auditors.



CaratLane Trading Private Limited

Notes to the standalone financial statements for the year 31 March 2026

(All amounts in INR lakhs, unless otherwise stated)

18 Financial liabilities - Current (continued) v. Other financial liabilities

Particulars	As at	As at
	31 March 2026	31 March 2025
Capital creditors	1,067	290
Interest payable	493	467
Cash settled ESOP liability (Also refer note 13)	150	713
Deposits received	-	30
MTM loss	-	107
Rental deposit - Current	173	148
Payable towards margin money (Refer note 29)	187	637
Employee payables	1,982	1,066
	<u>4,052</u>	<u>3,458</u>

19 Provisions

Particulars	As at	As at
	31 March 2026	31 March 2025
Provision for gratuity (Refer note 31)	268	208
Provision for compensated absences (Refer note 31)	768	708
Provision for warranty	142	105
	<u>1,178</u>	<u>1,021</u>

Note a: Provision for warranty

Movement below is for provision of warranty during the year:

Particulars	As at	As at
	31 March 2026	31 March 2025
Opening balance	105	255
Provisions made during the year	142	105
Utilisations	(105)	(89)
Reversed during the year	-	(166)
Provision at the end of the year	<u>142</u>	<u>105</u>

20 Other current liabilities

Particulars	As at	As at
	31 March 2026	31 March 2025
Deferred rental deposit (Refer note below)	4	4
Statutory dues	560	666
Liability for sales return (Refer note 33)	358	444
Advance from franchisee	271	36
Advance from customers	52,999	18,917
Provision for subvention (Refer note 29)	436	-
Liability for xclusive points	949	484
	<u>55,577</u>	<u>20,551</u>

Note a: Liability for xclusive points

Movement below is for provision of warranty during the year:

Particulars	As at	As at
	31 March 2026	31 March 2025
Opening balance	484	345
Provisions made during the year	949	484
Utilisations	(484)	(345)
Provision at the end of the year	<u>949</u>	<u>484</u>



CaratLane Trading Private Limited

Notes to the standalone financial statements for the year 31 March 2026

(All amounts in INR lakhs, unless otherwise stated)

21 Revenue from operations

Particulars	For the year ended	
	31 March 2026	31 March 2025
Export	3,275	4,334
Domestic	614,767	393,977
Sale of products and services	618,042	398,311
Other operating revenue (Refer note below)	11,223	16,948
	629,265	415,259

Note :

During the year ended 31 March 2026, the Company sold gold bullion amounting to INR 11,223 lakhs (previous year INR 16,948 lakhs) to various customers dealing in bullion which is disclosed as other operating revenues.

Particulars	For the year ended	
	31 March 2026	31 March 2025
Contracted price	708,019	482,823
Reduction towards variable consideration	78,754	67,564
Revenue recognised	629,265	415,259

The reduction towards variable consideration comprises of scheme discounts, incentives, etc.

22 Other income

Particulars	For the year ended	
	31 March 2026	31 March 2025
Interest on loan (Refer Note 29)	-	179
Corporate expense cross charge (Refer Note 29)	-	157
Franchisee signing fees	405	383
Deferred rental income	452	219
Rent deposit equalization	139	49
Net Gain on termination of leases	954	76
Interest income on sublease (Refer Note 30)	1,086	817
Net gain on sale of property, plant and equipment	-	96
Net gain on sale of current investments	102	112
Net gain or loss on foreign currency translation	52	205
Rental Income	127	111
Interest on Margin Deposit	193	168
Export duty drawback	-	27
Miscellaneous income	775	412
	4,285	3,011

23 (a) Cost of material consumed

Particulars	For the year ended	
	31 March 2026	31 March 2025
Inventories of Raw materials at the beginning of the year	24,917	9,271
Add: Purchases	543,558	355,825
Less: Inventories of Raw Materials at the end of the year	(40,902)	(24,917)
	527,573	340,179

23 (b) Purchases of stock-in-trade

Particulars	For the year ended	
	31 March 2026	31 March 2025
Purchases of traded goods	12,789	17,610
	12,789	17,610



CaratLane Trading Private Limited

Notes to the standalone financial statements for the year 31 March 2026

(All amounts in INR lakhs, unless otherwise stated)

23 (c) Changes in inventories of finished goods, stock-in-trade and work-in-progress

Particulars	For the year ended	
	31 March 2026	31 March 2025
Finished goods		
- Closing stock	185,202	130,726
- Opening stock	130,726	75,047
	<u>(54,476)</u>	<u>(55,679)</u>
Work-in-progress		
- Closing stock	1,398	1,979
- Opening stock	1,978	1,550
	<u>580</u>	<u>(429)</u>
Stock-in-trade		
- Closing stock	16,807	17,156
- Opening stock	17,156	18,365
	<u>349</u>	<u>1,209</u>
Increase in inventory	<u>(53,547)</u>	<u>(54,899)</u>

24 Employee benefits expense

Particulars	For the year ended	
	31 March 2026	31 March 2025
Salaries, wages and bonus	18,078	16,682
Contribution to provident and other funds (Refer Note 31)	363	388
Staff welfare expense	1,773	1,849
Gratuity expenses	460	412
Employee share based payment expense (Refer Note 13)	18	(656)
	<u>20,692</u>	<u>18,675</u>

25 Finance cost

Particulars	For the year ended	
	31 March 2026	31 March 2025
Interest on borrowings (Refer note below)	6,584	6,208
Interest on lease liabilities (Refer Note 30.2)	3,473	3,027
Others	288	257
	<u>10,345</u>	<u>9,492</u>

Interest on borrowing includes Interest on Gold on Loan of INR 3,198 Lakhs and Interest on Bank overdraft, Term loan, WCDL of INR 2,239 Lakhs for the year ended 31 March 2026 (Previous year : Interest on Gold on Loan of INR 1,721 Lakhs and Interest on Bank overdraft of INR 4,487 Lakhs)

26 Depreciation and amortisation expense

Particulars	For the year ended	
	31 March 2026	31 March 2025
Depreciation of property, plant and equipment (Refer Note 5(i))	2,653	2,361
Depreciation of right of use asset (Refer Note 6)	5,081	4,550
Amortisation of intangible assets (Refer Note 5(ii))	1,729	1,773
	<u>9,463</u>	<u>8,684</u>



CaratLane Trading Private Limited

Notes to the standalone financial statements for the year 31 March 2026

(All amounts in INR lakhs, unless otherwise stated)

27 Other expenses

Particulars	For the year ended	
	31 March 2026	31 March 2025
Advertising	19,647	18,509
Agent commission	35,010	24,463
Rent (Refer note 30)	1,121	615
Freight and forwarding	1,855	2,116
Travelling and conveyance	1,284	2,410
Professional service charges	2,024	3,248
Bank charges	1,106	843
Software expenditure	3,969	3,053
Power and fuel	641	583
Communication expenses	164	174
Rates and taxes	128	219
Director sitting fee (Refer note 29)	-	2
Repairs and maintenance	1,096	1,243
Payments to auditors (Refer note below)	79	79
Corporate Social Responsibility (Refer 27.2 below)	341	217
Loss on sale of property, plant and equipment	14	-
Franchisee expenses	18	-
Property, plant and equipment written off	211	5
Stores and consumables	425	400
Royalty (Refer note 29)	930	622
Miscellaneous expenses	451	165
	70,514	58,966

Notes :

27.1 (i) Payment to auditors (Excluding taxes)

Particulars	For the year ended	
	31 March 2026	31 March 2025
For statutory audit	49	49
For tax audit	2	2
For limited review	27	27
Reimbursement of out-of-pocket expenses	1	1
	79	79



CaratLane Trading Private Limited

Notes to the standalone financial statements for the year 31 March 2026

(All amounts in INR lakhs, unless otherwise stated)

27.2 Corporate Social Responsibility:

(i) Gross amount approved by the board and required to be spent towards corporate social responsibility by the Company during the year : INR 341 lakhs

(ii) Amount spent during the year on:

Particulars	For the year ended	
	31 March 2026	31 March 2025
1. Amount approved by the board to be spent during the year	341	217
2. Amount required to be spent by the company during the year	341	217
3. Amount of expenditure incurred on:		
-Construction/acquisition of any asset	-	-
- On purposes other than above	401	217
4. Excess/(Shortfall) at the end of the year	60	-
5. Total of previous years shortfall	(60)	(60)
6. Reason for short fall	-	-
	Health, Education, Skill development,	Health, Education, Skill development,
	Disaster relief, Wellness and Water,	Disaster relief, Wellness and Water,
	Sanitation and Hygiene, Entrepreneurship	Sanitation and Hygiene, Entrepreneurship
7. Nature of CSR Activities		

(iii) CSR Contribution to Related parties

Particulars	31 March 2026	31 March 2025
Related Parties	-	-
Unrelated parties	341	217

(iv) Details of Unspent obligations :

Particulars	For the year ended 31 March 2026	For the year ended 31 March 2025
Opening Balance	60	72
Amount required to be spend during the year	341	217
Amount spent during the year from Company's bank account	401	217
Amount spent during the year from separate CSR unspent account	-	12
Closing Balance with Company	-	-
Closing Balance in separate CSR unspent account	-	60



CaratLane Trading Private Limited

Notes to the standalone financial statements for the year 31 March 2026

(All amounts in INR lakhs, unless otherwise stated)

28 Earnings per share

Reconciliation of basic and diluted shares used in computing per share

Particulars	For the year ended	
	31 March 2026	31 March 2025
Basic and diluted profit per share		
Profit after tax	26,805	11,070
Number of weighted average shares considered for calculation of basics earning per share	33,346,141	33,346,141
Add : Dilutive effect of stock options	-	-
Number of weighted average shares considered for calculation of diluted earning per share	33,346,141	33,346,141
Earning per share		
Nominal value of share (in INR)	2	2
Earnings per share - Basic (in INR)	80.38	33.20
Earnings per share - Diluted (in INR)	80.38	33.20

i) Profit attributable to equity shareholders

Particulars	For the year ended	
	31 March 2026	31 March 2025
Profit attributable to equity shareholders (basic)	26,805	11,070
Dilutive effect of stock options	-	-
Profit attributable to equity shareholders (diluted)	26,805	11,070

ii) Weighted-average number of equity shares

Particulars	For the year ended	
	31 March 2026	31 March 2025
Weighted-average number of equity shares (basic)	33,346,141	33,346,141
Dilutive effect of stock options	-	-
Weighted-average number of equity shares (diluted)	33,346,141	33,346,141

29 Related party disclosures

i) Relationship

a) Holding company	:	Titan Company Limited
b) Subsidiary	:	StudioC Inc.
c) Key management personnel	-	Mr. Saumen Bhaumik Mr. Ashok Kumar Sonthalia, Director Mr. C K Venkataraman, Non-executive Director (Resigned w.e.f 31 December 2025) Mr. Ajoy Hiro Chawla, Non-executive Director Ms. Revathi Kant, Additional Director Mr. Manoj Bhanawat, Chief Financial Officer (Resigned w.e.f 10 November 2025) Mr. Jigar Vyas (w.e.f 16 December 2025) Ms. Kalyanibhai Sathish Kumar Rhonac (Company Secretary)
d) Group entity	-	Tata Sons Private Limited
e) Fellow subsidiary	-	Titan Commodity Trading Limited TCL North America

Transactions with the related parties during the year are set out in the table below:

Name of the related party	Nature of transaction	For the year ended	
		31 March 2026	31 March 2025
StudioC Inc.	Sale of products	-	3,075
	Purchase of goods	-	35
	Impairment of Loan Receivable #	529	4,989
	Impairment of Investment	-	109
	Loan given during the year #	529	128
TCL North America	Sale of products	3,477	1,112
	Subvention expense	436	-
Tata Sons Private Limited	Royalty	930	627
Titan Company Limited	Reversal of Royalty	-	5
	Rent and miscellaneous income	94	102
	Reimbursement of expenses - Encircle	-	1
	Reimbursement of Insurance, salary and other expenses	677	298

represents unrealised gain of INR 529 Lakhs (Previous year : INR 128 Lakhs)



CaratLane Trading Private Limited

Notes to the standalone financial statements for the year 31 March 2026

(All amounts in INR lakhs, unless otherwise stated)

29 Related party disclosures (continued)

Transactions with the related parties during the year are set out in the table below (Contd):

Name of the related party	Nature of transaction	For the year ended	
		31 March 2026	31 March 2025
Titan Commodity Trading Limited	Commodity Trading Transactions	12,539	3,899
	Cash Margin money	2,264	2,763
	Interest income	193	168
	Commission on commodity trading services	43	30
Key management personnel	Short term employee benefits	938	790
	Long term employee benefits	1	6

Transactions with the related parties during the year are set out in the table below:

Name of the related party	Nature of transaction	For the year ended	
		31 March 2026	31 March 2025
Neelam Chhiber	Sitting fees	-	4
Haresh R Chawla	Sitting fees	-	4
Bhaskar Bhat	Sitting fees	-	4
Neelam Chhiber	Commission to Directors	-	13
Haresh R Chawla	Commission to Directors	-	12
Bhaskar Bhat	Commission to Directors	-	9

Balances as on balance sheet date

Name of the related party	Nature of transaction	As at	
		31 March 2026	31 March 2025
Studio C Inc.	Trade receivable	-	953
Titan Company Limited	Advance to supplier	-	19
	Trade payables	62	-
	Security deposit received	39	-
TCL North America	Trade receivable	469	502
	Subvention payable	436	-
Tata Sons Private Limited	Royalty payable	930	623
Titan Commodity Trading Limited	Cash margin receivable	2,000	4,265
	Interest receivable	20	58
	Trade payable	187	647
Key management personnel	Long term employee benefits	195	13
	Short term employee benefits	1	9

Notes

a) The above information has been determined to the extent such parties have been identified on the basis of information available with the Company and relied upon by the auditors.



CaratLane Trading Private Limited

Notes to the standalone financial statements for the year 31 March 2026

(All amounts in INR lakhs, unless otherwise stated)

30 Leases

30.1 Amounts recognised in balance sheet

Particulars	Note	As at 31 March 2026	As at 31 March 2025
(i) Right-of-use assets	6		
Buildings		24,427	24,617
(ii) Lease liabilities			
Non-current	15(ii)	33,299	33,248
Current	18(ii)	6,020	5,182
		<u>39,319</u>	<u>38,430</u>
(iii) Lease receivables			
Non-current	7(iii)	10,461	9,381
Current	11(v)	1,794	1,637
		<u>12,255</u>	<u>11,018</u>

30.2 Amounts recognised in the statement of profit and loss

Particulars	Note	As at 31 March 2026	As at 31 March 2025
(i) Depreciation and amortisation expense			
Buildings	26	5,081	4,550
(ii) Interest expense (included in finance cost)	25	3,473	3,027
(iii) Interest income on sub-lease (included in other income)	22	1,086	817
(iv) Expense relating to short-term leases	27	298	229
(v) Expense relating to variable lease payments	27	45	45

(a) Short-term lease has been accounted for applying paragraph 6 of Ind AS 116 - lease and accordingly recognized as expenses in the standalone statement of profit and loss.

(b) For total outflow for the year ended 31st March 2026 and 31st March 2025 refer cash flow statement.

30.3 Maturity Analysis of Lease Payments

Particulars	As at 31 March 2026	As at 31 March 2025
Upto 1 year	6,354	5,790
1 to 2 years	5,882	5,689
2 to 3 years	5,202	5,171
3 to 4 years	4,888	4,248
4 to 5 years	3,730	4,025
Above 5 years	10,428	14,583
Total	36,484	39,506

30.4 Additional information on variable lease payment:

During the year ended 31 March 2026, the Company has incurred an amount of INR 45 lakhs (Previous year: INR 45 lakhs) on account of variable lease payments. Variable payment terms ranges from of net sales from a particular store. Variable payment terms are used for a variety of reasons, including minimising the fixed costs base for newly established stores and stores in malls. Excess of variable lease payments that depend on sales, over the fixed rental, are recognised in the statement of profit or loss in the period in which the condition that triggers those payments occur.

30.5 Additional information on extension/termination options:

Extension and termination options are included in a number of property lease arrangements of the Company. These are used to maximise operational flexibility in terms of managing the assets used in the Company's operations. The majority of extension and termination options held are exercisable based on mutual consent of the Company and respective lessors.



CaratLane Trading Private Limited

Notes to the standalone financial statements for the year 31 March 2026

(All amounts in INR lakhs, unless otherwise stated)

31 Employee benefit obligations

a) Defined contribution plan

The contributions recognized in the standalone statement of profit and loss during the year are as under:

Particulars	As at	As at
	31 March 2026	31 March 2025
Employee provident fund	363	388
Employee state insurance	0	0

b) Defined benefit plan - Gratuity (non-funded)

Under the defined benefit plan, the company provides for a lumpsum payment to eligible employees, at retirement or termination of employment based on the last drawn salary and years of employment with the company.

The plan typically exposes the company to actuarial risk such as interest risk and salary risk.

Interest risk

A movement in the bond interest rate will impact the plan liability.

Salary risk

The present value of the defined benefit plan liability is calculated by reference to the future salaries of plan participants, as such an increase in the salary of the plan participants and vice-versa

The principal assumptions used for the purposes of the actuarial valuations were as follows:

Particulars	As at	As at
	31 March 2026	31 March 2025
Discount rate (p.a.)	6.80%	6.60%
Salary escalation rate (p.a.)		
- Corporate	10.52%	10.52%
- Non-corporate	10.57%	10.57%
- Manufacturing	11.18%	11.18%
Attrition rate		
- Corporate	22.33%	22.33%
- Non-corporate	22.67%	22.67%
- Manufacturing	4.00%	4.00%

- The employees of the Company are assumed to retire at the age of 58 years.

- The mortality rates considered are as per the published rates in the Indian Assured Lives Mortality (2012-14) Ult table.

Sensitivity analysis

The sensitivity analyses below have been determined based on reasonably possible changes of the respective assumptions occurring at the end of the reporting period, while holding all other assumptions constant.

Particulars	For the year ended 31 March 2026	
	Discount rate	Escalation rate
Defined benefit obligation when a plus 100 bps for respective rates is applied	1,698	1,921
Defined benefit obligation when a minus 100 bps for respective rates is applied	1,927	1,701

Particulars	For the year ended 31 March 2025	
	Discount rate	Escalation rate
Defined benefit obligation when a plus 100 bps for respective rates is applied	1,457	1,658
Defined benefit obligation when a minus 100 bps for respective rates is applied	1,663	1,460

Maturity profile	As at	As at
	31 March 2026	31 March 2025
Expected benefits for year 1	268	208
Expected benefits for year 2	274	212
Expected benefits for year 3	257	221
Expected benefits for year 4	229	207
Expected benefits for year 5	216	180
Expected benefits in next 5 years and above	1,901	1,691

The weighted average duration to the payment of these cash flows is 6.60 years (Previous year 6.25 years)



CaratLane Trading Private Limited

Notes to the standalone financial statements for the year 31 March 2026

(All amounts in INR lakhs, unless otherwise stated)

31 Employee benefit obligations

Components of defined benefit costs recognised in the standalone statement of profit and loss are as follows:

Particulars	As at	As at
	31 March 2026	31 March 2025
Current service cost	335	323
Past service cost	6	-
Interest on net defined benefit liability	95	89
Total expense charged to the standalone statement of profit and loss	435	412

Components of defined benefit costs recognised in other comprehensive income are as follows:

Particulars	As at	As at
	31 March 2026	31 March 2025
Actuarial loss / (gain) arising from change in financial assumptions	(23)	44
Actuarial loss / (gain) arising from change in demographic assumptions	-	-
Actuarial loss / (gain) arising on account of experience changes	51	(22)
Remeasurements during the year	28	22

The service cost and the net interest expense for the year are included in the 'Salaries, wages and bonus' line item in the standalone statement of profit and loss. The remeasurement of the net defined liability is included in other comprehensive income. The amount included in the standalone balance sheet arising from the entity's obligation in respect of its defined benefit plans is as follows:

Particulars	As at	As at
	31 March 2026	31 March 2025
Opening defined benefit liability	1,553	1,336
Current service cost	335	323
Past service cost	6	-
Interest on defined benefit obligations	95	89
Amount recognised outside the standalone statement of profit and loss account		
- Actuarial loss / (gain) arising from change in financial assumptions	(23)	44
- Actuarial loss / (gain) arising from change in demographic assumptions	-	-
- Actuarial loss / (gain) arising on account of experience changes	51	(22)
Benefits paid	(247)	(237)
Liabilities assumed / settled	36	19
Closing defined benefit liability	1,805	1,553

c) Compensated absences

This provision covers the Company's liability for earned leave.

Provision as at 31 March 2026 amounting to INR 768 lakhs (2025: INR 708 lakhs) is presented as current, since the company does not have an unconditional right to defer the settlement for atleast twelve months after the reporting date.

Similar assumptions have been made as per the defined benefit plan.

The service cost and the net interest expense for the year are included in the 'Salaries, wages and bonus' line item in the statement of profit and loss. The remeasurement of the net liability is included in other comprehensive income. The amount included in the standalone balance sheet arising from the entity's obligation in respect of its compensated absences is as follows:

Particulars	As at	As at
	31 March 2026	31 March 2025
Compensated absences	768	708
	768	708

d) Long Term Incentive Plan and Titan Performance Stock Options

During the previous year, the Company has introduced cash based Long Term Incentive Plan and Performance Stock Unit (PSU) plan of parent company for eligible employees. These plans were based on the future targeted performance of the Company covering a period FY 2024-25 to 2026-27. Based on the current projections of the Company's achievements, it observed that the incentive would not be meaningful to the Senior Management as the targets set were relatively high and accordingly the Company has foreclosed the plans.

32 Operating segment

The Chief Operating Decision Maker ('CODM') evaluates the Company's performance and allocates resources based on analysis of various performance indicators by industry classes. The Managing Director have been identified as the CODM. Accordingly, segment information has been presented for industry classes. The operating segment has been identified to be "Jewellery" as the CODM reviews business performance at an overall Company level as one segment.



CaratLane Trading Private Limited

Notes to the standalone financial statements for the year 31 March 2026

(All amounts in INR lakhs, unless otherwise stated)

33 Right to recover returned goods and liability for sales return

The Company has a return policy whereby customers can return the jewellery purchased by them within a period of 15 days. Therefore based on the expected sales return the company creates a liability for sales return on sale value and corresponding right to recover goods towards cost of sales for such sales return in the financial statement for the year ended 31 March 2026.

Nature	As at 31 March 2026	As at 31 March 2025
Liability for sales return		
Opening balance	444	684
Less: Provision reversed towards sales returns	(444)	(684)
Add: Provision towards sales return created	358	444
Closing balance	358	444
Right to recover returned goods		
Opening balance	320	442
Less: Provision reversed towards sales returns	(320)	(442)
Add: Provision towards sales return created	264	320
Closing balance	264	320

34 Commercial paper

The following tables set forth, for the period indicated, details of commercial paper:

31 March 2026

Maturities	0-1 Month	2-3 Months	4-6 Months
Face value	-	-	-
Carrying value	-	-	-

31 March 2025

Maturities	0-1 Month	2-3 Months	4-6 Months
Face value	-	20,000	-
Carrying value	-	19,736	-

(a) The following tables set forth, ratings assigned by credit rating agency at 31 March 2026

Instrument	ICRA	CRISIL
Commercial paper	ICRA [A1+] (Reaffirmed)	CRISIL AAA/Stable (Reaffirmed)

(b) Movement of Commercial Paper :

Particulars	For the year ended 31 March 2026	For the year ended 31 March 2025
Opening Balance	19,736	-
Additions during the year	59,396	113,171
Repayments during the year	79,132	93,435
Closing balance	-	19,736

35 Contingent liabilities and commitments

(a) The Supreme court of India in the month of February 2019 had passed a judgement relating to definition of wages under the Provident Fund Act, 1952. However, considering that there are numerous interpretative issues relating to this judgement and in the absence of reliable measurement of the provision for the earlier periods, the Company has made a provision for provident fund contribution based on its interpretation of the said judgement. The Company will evaluate its position and update its provision, if required, on receiving further clarity on the subject. The Company does not expect any material impact of the same.

(b) "During financial year 2021-22, the Company received Show Cause Notice ('SCN') dated 28 March 2022, from the office of the Directorate of Enforcement, Government of India ('DOE') alleging that the Company received Foreign Direct Investment ('FDI') during the year(s) 2011 to 2014 in lieu of issue of shares to overseas investors, which was utilised in Single Brand Retail Trading activities without prior approval from the Government of India/ Reserve Bank of India. The show-cause notice pertained to an alleged violation of FEMA Rules as Foreign Direct Investment in single-brand retail was not permitted under automatic route in above stated periods.

The Company, based upon the management briefing, approached a former Chief Justice of India, Supreme Court who had opined that CaratLane was not in violation of the FEMA rules as at the relevant period, it was only engaged in permitted activities and was not engaged in retail trade. Furthermore, during financial year 2022-23, the Company filed detailed reply to the DOE with clarification vide their letter dated October 28, 2022. Thereafter, the Company also preferred a Writ Petition bearing No. 30893 of 2022 ("Writ Petition"), filed before the Hon'ble High Court of Judicature at Madras ('Hon'ble Court'), challenging the SCN and proceedings before DOE. The same was heard by the Hon'ble Court on November 21, 2022, and DOE was directed to file a counter-affidavit as its response, within 4 weeks. However, DOE has filed its counter affidavit and served the same upon Company on 26 June 2024.

The Company filed an additional Affidavit with the Madras High Court seeking a formal extension of the interim stay and requesting that proceedings related to the Show Cause Notice (SCN) be held in abeyance pending the final disposal of the Writ Petition. On October 16, 2025, the Court granted an order extending the interim injunction. While the petition was subsequently listed for hearing on November 11 and December 12, 2025, the matter was adjourned on both occasions. A notification for the next hearing date is currently awaited.

Based on the legal opinion received and its assessment of transactions and provisions of FEMA Rules for the years under consideration, the Management considered that no provision is required to be carried in the financial statements as at 31 March 2026 in relation to the above matter. The Management would re-evaluate this position in subsequent period, based on outcome of proceedings before the Hon'ble Court and DOE."



CaratLane Trading Private Limited

Notes to the standalone financial statements for the year 31 March 2026

(All amounts in INR lakhs, unless otherwise stated)

36 Financial instruments

36.1 Categories of financial instruments

Financial assets

Particulars	As at 31 March 2026	As at 31 March 2025
a. Measured at amortised cost		
- Loans to employees (Refer note 11(iv))	110	94
- Security and other deposits (Refer note 7(iii) and note 11(v))	3,421	2,853
- Trade receivables (Refer note 11(i))	1,884	2,110
- Cash and cash equivalents (Refer note 11(ii))	4,080	4,234
- Other bank balances (Refer note 11(iii))	353	837
- Lease receivables (Refer note 7(iii) and note 11(v))	12,255	11,018
- Other financial assets (Refer note 7(iii) and note 11(v))	10,282	6,933
Total financial assets measured at amortised cost	32,385	28,079
Total financial assets	32,385	28,079

Financial liabilities

Particulars	As at 31 March 2026	As at 31 March 2025
a. Measured at fair value through profit or loss ("FVTPL")		
- Gold on loan (Refer note 18 (ii))	55,257	76,696
Total financial liabilities measured at FVTPL (a)	55,257	76,696
a. Measured at amortised cost		
- Borrowings	103,394	73,046
- Rental deposits	1,254	613
- Trade payables	28,606	26,396
- Lease liabilities	39,319	38,430
- Other financial liabilities	3,879	3,458
Total financial liabilities measured at amortised cost (b)	176,452	141,943
Total financial liabilities (a + b)	231,709	218,639

36.2 (i) Fair value hierarchy

This note explains about basis for determination of fair values of various financial assets and liabilities:

Particulars	Level 1	Level 2	Level 3	Total
Financial assets and liabilities measured at fair value - 31 March 2026				
Financial liabilities				
- Gold loan	55,257	-	-	55,257
Total financial assets	55,257	-	-	55,257

Particulars	Level 1	Level 2	Level 3	Total
Financial assets and liabilities measured at fair value - 31 March 2025				
- Gold loan	76,696	-	-	76,696
Total financial assets	76,696	-	-	76,696

Level 1: Level 1 hierarchy includes financial instruments measured using quoted prices. This includes listed equity instruments, mutual funds. The fair value of all equity instruments that are traded in the stock exchanges is valued using the closing price at the reporting period. The mutual funds are valued using the closing net asset value. Gold loan which are to be repaid based on quoted price as on the date of the repayment. The Gold loan has been valued at the closing gold rates.

Level 2: The fair value of financial instruments that are not traded in an active market (for example: Over-the-counter derivatives) is determined using valuation techniques which maximize the use of observable data and rely as little as possible on entity-specific estimates. If all significant inputs required to fair value an instrument are observable, the instrument is included in level 2.

Level 3: If one or more of the significant inputs is not based on observable market data, the instrument is included in level 3. This is the case of unlisted instruments, deposits, employee loans etc.

(ii) Valuation technique used to determine fair value

Specific value techniques used to value financial instruments include:

- the use of quoted market prices for listed instruments.
- the fair value of remaining financial instruments is determined using discounted cash flow analysis.

(iii) Fair value of financial assets and financial liabilities that are not measured at fair value (but fair value disclosures are required)

The carrying values of financial assets and liabilities approximate the fair values.



CaratLane Trading Private Limited

Notes to the standalone financial statements for the year 31 March 2026

(All amounts in INR lakhs, unless otherwise stated)

36.2 (i) Fair value hierarchy (continued)

Financial risk management

The Company has in place a Risk management framework to identify, evaluate business risks and challenges across the Company both at corporate level as also separately for each business division. These risks include market risk, credit risk and liquidity risk.

The Company minimises the effects of these risks by using derivative financial instruments to hedge risk exposures. The use of derivative financial instruments and investment of excess liquidity is governed by the Company's policies approved by the Board of Directors, which provide written principles on the use of such instruments consistent with the Company's risk management strategy.

The Company does not enter into or trade financial instruments including derivative financial instruments, for speculative purposes.

36.3 Credit risk

Credit risk refers to the risk that the counterparty will default on its contractual obligations resulting in financial loss to the Company. The Company deals majorly with creditworthy counterparties and obtains sufficient collateral, where appropriate as a means of mitigating the risk of financial loss from defaults. Credit risk is managed by the Company through approved credit norms, establishing credit limits and continuously monitoring the creditworthiness of customers to which the Company grants credit terms in the normal course of business. On account of adoption of Ind AS 109, the Company uses expected credit loss model to assess the impairment loss. Credit risk arises principally from the Company's receivables from customer INR. Credit risk on liquid funds is limited because the counterparties are banks. Refer note 11(ii) for the disclosures for trade receivables.

36.4 Liquidity risk

The Company invests its surplus funds from time-to-time in various short-term instruments. Security of funds and liquidity shall be the primary consideration while deciding on the type of investments. The Company manages liquidity risk by maintaining adequate reserves, banking facilities and reserve borrowing facilities, by continuously monitoring forecast and actual cash flows and by matching the maturity profiles of financial assets and liabilities. The company expects to meet its other obligations from operating cash flows and proceeds of maturing financial assets.

Liquidity risk tables

The following table below analyses the Company's financial liabilities into relevant maturity groupings based on their maturities for all non-derivative financial liabilities that are net settled.

The tables have been drawn on an undiscounted basis based on the earliest date on which the Company can be required to pay.

Particulars	As at	As at
	31 March 2026	31 March 2025
Secured bank overdraft/term loan facility, payable		
- amount used	102,646	50,970
- amount unused	7,854	5,530
Secured gold on loan facility, payable		
- amount used	55,257	76,696
- amount unused	17,743	5,304

Liquidity and interest risk tables

The following tables details the Company's remaining contractual maturity for its non-derivative financial liabilities with agreed repayment periods. The tables have been drawn on an undiscounted cash flows of financial liabilities based on the earliest date on which the Company can be required to pay.

Contractual maturities of financial liabilities	Less than 3 months	> 3 months	Total
	As at 31 March 2026		
Non-derivative			
- Security deposits	18	1,544	1,562
- Borrowings	90,470	12,924	103,394
- Trade payables	28,606	-	28,606
- Gold loan	12,977	42,280	55,257
- Lease liabilities	2,264	50,472	52,736
- Other financial liabilities	3,264	307	3,571
Total non-derivative liabilities	137,599	107,527	245,126

Contractual maturities of financial liabilities	Less than 3 months	> 3 months	Total
	As at 31 March 2025		
Non-derivative			
- Security deposits	-	1,026	1,026
- Borrowings	72,856	190	73,046
- Trade payables	26,396	-	26,396
- Gold loan	16,971	59,725	76,696
- Lease liabilities	2,038	50,955	52,993
- Other financial liabilities	2,932	1,139	4,071
Total non-derivative liabilities	121,193	113,035	234,228



CaratLane Trading Private Limited

Notes to the standalone financial statements for the year 31 March 2026

(All amounts in INR lakhs, unless otherwise stated)

36.5 Market risk

The market risks to which the Company is exposed are price risk and foreign currency risk.

Price risk

The Company is exposed to fluctuations in gold price (including fluctuations in foreign currency) arising on purchase/ sale of gold.

To manage the variability in cash flows, the Company enters into derivative financial instruments to manage the risk associated with gold price fluctuations relating to all the highly probable forecasted transactions. Such derivative financial instruments are primarily in the nature of future and forward commodity contracts and forward foreign exchange contracts. The risk management strategy against gold price fluctuation also includes procuring gold on loan basis, with a flexibility to fix price of gold at any time during the tenor of the loan.

The use of such derivative financial instruments is governed by the Company's policies approved by the Board of Directors, which provide written principles on the use of such instruments consistent with the Company's risk management strategy.

As the value of the derivative instrument generally changes in response to the value of the hedged item, the economic relationship is established.

The following table gives details of contracts as at the end of the reporting year.

Fair value hedges Sell future and forward contracts:

Particulars	Nature of Hedge	Average rate (Per gram)	Quantity of hedge instruments (kgs)	Nominal amount
31 March 2026	Fair value	14,960	630	94,246
31 March 2025	Fair value	9,049	424	38,368

Fair value hedge

The Company designates derivative contracts as hedging instruments to mitigate the risk of change in fair value of hedged item due to movement in gold prices. Changes in the fair value of hedging instruments and hedged items that are designated and qualify as fair value hedges are recorded in the Statement of Profit and Loss. Therefore, there will be no impact of the fluctuation in the price of the gold on the Company's profit for the period.

The table below shows the position of hedging instruments and hedged items as on the balance sheet date.

As at 31 March 2026:

Commodity price risk	Carrying value of		Maturity date	Impact of fair value hedge	Disclosure in balance sheet
	Hedged item	Hedging instrument			
Hedged item - fixed gold	84,373	-	3 months	(4,448)	Inventories
Hedging instrument - derivatives	-	9,873	Upto 6 months	314	Other financial assets/ other liabilities

As at 31 March 2025:

Commodity price risk	Carrying value of		Maturity date	Impact of fair value hedge	Disclosure in balance sheet
	Hedged item	Hedging instrument			
Hedged item - fixed gold	38,368	-	3 months	(1,360)	Inventories
Hedging instrument - derivatives	-	(1)	Upto 6 months	(103)	Other financial assets/ other liabilities

Foreign currency risk management

The Company is exposed to foreign exchange risk arising through its sales and purchases denominated in various foreign currencies.

(i) The risk management strategy on foreign currency exchange fluctuation arising on account of purchase/ sale of gold is covered above.

(ii) In respect of normal purchase and sale transactions denominated in foreign currency, contracts are measured at fair value through the standalone statement of profit and loss.

The carrying amount of the Company's foreign currency denominated monetary assets and monetary liabilities at the end of the reporting year are as follows:

Currency	Liabilities as at		Assets as at	
	31 March 2026	31 March 2025	31 March 2026	31 March 2025
Outstanding in USD (in lakhs)	6	6	4	10
Outstanding in INR	547	517	338	858



CaratLane Trading Private Limited

Notes to the standalone financial statements for the year 31 March 2026
(All amounts in INR lakhs, unless otherwise stated)

36.5 Market risk (continued)

Foreign currency sensitivity analysis

The Company is mainly exposed to USD. The Company's sensitivity to a 1% increase and decrease in the INR against the relevant foreign currencies is presented below.

The sensitivity analysis includes only outstanding foreign currency denominated monetary items and adjusts their translation at the period end for a 1% change in foreign currency rates. There is an increase in profit or equity by INR 0.3 lakhs where the INR strengthens 1% against the relevant currency. For a 1% weakening of the INR against the relevant currency, there would be a comparable decrease in profit or equity.

In management's opinion, the sensitivity analysis is unrepresentative of the inherent foreign exchange risk because the exposure at the end of the reporting period does not reflect the exposure during the year.

Interest rate risk

Interest rate risk is the risk that changes in market interest rates will lead to changes in fair value of financial instruments or changes in interest income, expense and cash flows of the Company.

The Company is subject to variable interest rates on some of its interest bearing liabilities. The Company's interest rate exposure is mainly related to debt obligations. The Company also uses a mix of interest rate sensitive financial instruments to manage the liquidity and fund requirements for its day to day operations like short term loans.

As at 31 March 2026 and 2025, financial liabilities of INR 1,03,394 Lakhs and INR 73,046 Lakhs, respectively, were subject to variable interest rates.

The model assumes that interest rate changes are instantaneous parallel shifts in the yield curve. Although some assets and liabilities may have similar maturities or periods to re-pricing, these may not react correspondingly to changes in market interest rates. Also, the interest rates on some types of assets and liabilities may fluctuate with changes in market interest rates, while interest rates on other types of assets may change with a lag.

The risk estimates provided assume a parallel shift of 100 basis points interest rate across all yield curves. This calculation also assumes that the change occurs at the balance sheet date and has been calculated based on risk exposures outstanding as at that date. The period end balances are not necessarily representative of the average debt outstanding during the period.

37 Estimated amount of contracts remaining to be executed on capital account and not provided for is INR 405 lakhs (Previous year: INR 434 lakhs)

38 Financial Ratios

Ratio	Numerator	Denominator	31 March 2026	31 March 2025	% Variance	Reasons
(a) Current ratio	Total current assets	Total current liabilities	1.17	1.09	7%	-
(b) Debt-equity ratio	Debt consists of borrowings and Lease liabilities	Total equity	2.69	4.25	-37%	(a)
(c) Debt service coverage ratio	(Earnings for debt service = Net Profit after taxes + Non-cash operating expenses + Finance cost* + other non cost adjustments)	Debt service = Finance costs* & Lease Payments + Principal repayments	32.72%	45.88%	-29%	(b)
(d) Return on equity ratio	Profit for the year	Average total equity	67.64%	53.46%	27%	(c)
(e) Inventory turnover ratio	Cost of goods sold	Average Inventory	2.32	2.18	7%	-
(f) Trade receivables turnover ratio	Revenue from operations	Average trade receivables	315.11	194.09	62%	(d)
(g) Trade payables turnover ratio	Derived purchases	Average trade payables	20.23	14.30	41%	(e)
(h) Net capital turnover ratio	Revenue from operations	Working capital (Current Assets - Current Liabilities)	14.97	23.38	-36%	(f)
(i) Net profit ratio	Profit for the year	Revenue from operations	4.26%	2.67%	60%	(g)
(j) Return on capital employed	Profit before tax and finance cost	Capital employed = Tangible Net Worth + Total Debt + Deferred Tax Liability	24%	18%	32%	(h)

* Finance costs includes only interest paid on debt and leases excluding interest expense on gold on loan.

Notes:

- (a) Debt-equity ratio has decreased owing to increase in total equity in the current year compared to previous year.
 (b) Debt service coverage ratio has decreased owing to increase in bank overdraft during the year as compared to previous year.
 (c) Return on equity ratio was lower for the previous year due to one-time impairment provision towards subsidiary investments and loans.
 (d) Trade receivables turnover ratio has increased due to increase in revenue in the current year by 51%.
 (e) Trade payables turnover ratio has increased due to increase in purchases in the current year by 49%.
 (f) Net capital turnover ratio has reduced during the year due to reduction in working capital by 130%.
 (g) Net profit ratio has increased in the current year as a one-time impairment provision towards subsidiary investments and loans was accounted in the previous year.
 (j) Return on capital employed as increased due one-time impairment provision towards subsidiary investments and loans was accounted in the previous year.

39 Capital management

The Company's policy to maintain a stable and strong capital structure with a focus on total equity so as to maintain investors, creditors and market confidence and to sustain future development and growth of its business. In order to maintain the capital structure, the Company monitors the return on capital, as well as level of dividends to equity shareholders. The Company aims to manage its capital efficiency so as to safeguard its ability to continue as a going concern and to optimize returns to all its shareholders. For the purpose of the Company's capital management, capital includes issued capital and all other equity reserves and debt is included as a part of borrowings and gold loan.

Particulars	As at 31 March 2026	As at 31 March 2025
Total debt*	103,394	73,046
Total equity	53,018	26,234
Debt to equity ratio	1.95	2.78

* Total debt includes only borrowings. Gold on loan and lease liabilities has not been considered for the purpose of above.



CaratLane Trading Private Limited

Notes to the standalone financial statements for the year 31 March 2026

(All amounts in INR lakhs, unless otherwise stated)

40 Other statutory information :

- (i) The Company does not have any Benami property or any proceeding which is pending against the Company for holding any Benami property.
- (ii) The Company do not have any transactions with companies struck off.
- (iii) The Company do not have any charges or satisfaction which is yet to be registered with Registrar of Companies beyond the statutory period.
- (iv) The Company has not traded or invested in crypto currency or virtual currency during the financial year.
- (v) The Company is not classified as willful defaulter.
- (vi) The Company doesn't have any transaction which is not recorded in the books of accounts that has been surrendered or disclosed as income during the year in the tax assessments under the Income Tax Act, 1961 such as search or survey
- (vii) No funds have been advanced or loaned or invested (either from borrowed funds or share premium or any other sources or kind of funds) by the Company to or in any other person(s) or entity(is), including foreign entities ("Intermediaries"), with the understanding, whether recorded in writing or otherwise, that the Intermediary shall, directly or indirectly lend or invest in other persons or entities identified in any manner whatsoever by or on behalf of the Company ("Ultimate Beneficiaries") or provide any guarantee, security or the like on behalf of the Ultimate Beneficiaries.
- (viii) No funds have been received by the Company from any person(s) or entity(is), including foreign entities ("Funding Parties"), with the understanding, whether recorded in writing or otherwise, that the Company shall, directly or indirectly, lend or invest in other persons or entities identified in any manner whatsoever by or on behalf of the Funding Party ("Ultimate Beneficiaries") or provide any guarantee, security or the like on behalf of the Ultimate Beneficiaries.
- (ix) The Company has not revalued its property, plant and equipment (including right to use asset) or intangible assets or both during the current or previous year
- (x) The Company has complied with the number of layers prescribed under the Companies Act, 2013
- (xi) The Company has not entered into any scheme of arrangement which has an accounting impact in the current or previous financial year

41 Impairment for subsidiary 'StudioC Inc'

The Company have investments and loans aggregating to INR 6,506 lakhs as on March 31 2026 with its wholly owned subsidiary 'StudioC Inc'. Further, the Company has entered into an exclusive distribution agreement with its fellow subsidiary TCL North America Inc. with a right to sell and market its products in the North America territory and has ceased the distribution agreement with StudioC Inc. w.e.f January 01 2025. As a result, the Company has recorded a provision for impairment charge amounting to INR 6,506 lakhs towards its investment and loan and disclosed under exceptional items. The carrying value of provision for impairment as on March 31 2026 is INR 6,506 lakhs.

42 Disclosure under section 186 of the Companies Act, 2013

Investment in equity instruments (unquoted) Refer Note 7(i)


Particulars	For the year 2025-26	For the year 2024-25
Name of the entity	StudioC Inc, USA	
Nature of relationship	Subsidiary	
Purpose	Strategic investment	
As at 1 April	-	109
Investment made during the year	-	-
Investment sold/ impaired during the year	-	(109)
As at 31 March	-	-

Refer Note 7(i)


Loans


Particulars	For the year 2025-26	For the year 2024-25
Name of the entity	StudioC Inc, USA	
Nature of relationship	Subsidiary	
Secured/ unsecured	Unsecured	
Purpose	Business support	
Rate of interest	8%	8%
Tenn	5 years from the date of disbursement	2 years from the date of disbursement
As at 1 April	4,989	4,861.00
Given during the year	-	-
Reinstatement of Loan	529	128.00
Receipt during the year	-	-
As at 31 March	5,518	4,989


As per our report of even date attached for **B S R & Co. LLP**
Chartered Accountants
Firm registration number: 101248W/W-100022



Arjun Ramkishan
Partner
Membership No. 218495
Place: Bengaluru
Date: 07 May 2026

for and on behalf of the Board of Directors of
CARATLANE TRADING PRIVATE LIMITED
(CIN: U32933TN2007PTC064830)


Saumen Bhaumik
Managing Director
DIN: 10674640
Place: Bengaluru
Date: 07 May 2026


Ashok Kumar Sonthalia
Director
DIN: 03259683
Place: Bengaluru
Date: 07 May 2026


Jigar Vyas
Chief Financial Officer
Place: Bengaluru
Date: 07 May 2026


Kalyanibhai Rhonac
Company Secretary
Place: Bengaluru
Date: 07 May 2026

Independent Auditor's Report

To the Members of CaratLane Trading Private Limited

Report on the Audit of the Consolidated Financial Statements

Opinion

We have audited the consolidated financial statements of CaratLane Trading Private Limited (hereinafter referred to as the "Holding Company") and its subsidiary (Holding Company and its subsidiary together referred to as "the Group"), which comprise the consolidated balance sheet as at 31 March 2026, and the consolidated statement of profit and loss (including other comprehensive income), consolidated statement of changes in equity and consolidated statement of cash flows for the year then ended, and notes to the consolidated financial statements, including material accounting policies and other explanatory information (hereinafter referred to as "the consolidated financial statements").

In our opinion and to the best of our information and according to the explanations given to us, the aforesaid consolidated financial statements give the information required by the Companies Act, 2013 ("Act") in the manner so required and give a true and fair view in conformity with the accounting principles generally accepted in India, of the consolidated state of affairs of the Group as at 31 March 2026, of its consolidated profit and other comprehensive loss, consolidated changes in equity and consolidated cash flows for the year then ended.

Basis for Opinion

We conducted our audit in accordance with the Standards on Auditing (SAs) specified under Section 143(10) of the Act. Our responsibilities under those SAs are further described in the *Auditor's Responsibilities for the Audit of the Consolidated Financial Statements* section of our report. We are independent of the Group in accordance with the ethical requirements that are relevant to our audit of the consolidated financial statements in terms of the Code of Ethics issued by the Institute of Chartered Accountants of India and the relevant provisions of the Act, and we have fulfilled our other ethical responsibilities in accordance with these requirements. We believe that the audit evidence obtained by us is sufficient and appropriate to provide a basis for our opinion on the consolidated financial statements.

Management's and Board of Directors' Responsibilities for the Consolidated Financial Statements

The Holding Company's Management and Board of Directors are responsible for the preparation and presentation of these consolidated financial statements in term of the requirements of the Act that give a true and fair view of the consolidated state of affairs, consolidated profit/ loss and other comprehensive income, consolidated statement of changes in equity and consolidated cash flows of the Group in accordance with the accounting principles generally accepted in India, including the Indian Accounting Standards (Ind AS) specified under Section 133 of the Act. The respective Management and Board of Directors of the companies included in the Group are responsible for maintenance of adequate accounting records in accordance with the provisions of the Act for safeguarding the assets of each company and for preventing and detecting frauds and other irregularities; the selection and application of appropriate accounting policies; making judgments and estimates that are reasonable and prudent; and the design, implementation and maintenance of adequate internal financial controls, that were operating effectively for ensuring the accuracy and completeness of the accounting records, relevant to the preparation and presentation of the consolidated financial statements that give a true and fair view and are free from material misstatement, whether due to fraud or error, which have been used for the purpose of preparation of the consolidated financial statements by the Management and Board of Directors of the Holding Company, as aforesaid.



Independent Auditor's Report (Continued)

CaratLane Trading Private Limited

In preparing the consolidated financial statements, the respective Management and Board of Directors of the companies included in the Group are responsible for assessing the ability of each company to continue as a going concern, disclosing, as applicable, matters related to going concern and using the going concern basis of accounting unless the respective Board of Directors either intends to liquidate the respective Company or to cease operations, or has no realistic alternative but to do so.

The respective Board of Directors of the companies included in the Group are responsible for overseeing the financial reporting process of each company.

Auditor's Responsibilities for the Audit of the Consolidated Financial Statements

Our objectives are to obtain reasonable assurance about whether the consolidated financial statements as a whole are free from material misstatement, whether due to fraud or error, and to issue an auditor's report that includes our opinion. Reasonable assurance is a high level of assurance, but is not a guarantee that an audit conducted in accordance with SAs will always detect a material misstatement when it exists. Misstatements can arise from fraud or error and are considered material if, individually or in the aggregate, they could reasonably be expected to influence the economic decisions of users taken on the basis of these consolidated financial statements.

As part of an audit in accordance with SAs, we exercise professional judgment and maintain professional skepticism throughout the audit. We also:

- Identify and assess the risks of material misstatement of the consolidated financial statements, whether due to fraud or error, design and perform audit procedures responsive to those risks, and obtain audit evidence that is sufficient and appropriate to provide a basis for our opinion. The risk of not detecting a material misstatement resulting from fraud is higher than for one resulting from error, as fraud may involve collusion, forgery, intentional omissions, misrepresentations, or the override of internal control.
- Obtain an understanding of internal control relevant to the audit in order to design audit procedures that are appropriate in the circumstances. Under Section 143(3)(i) of the Act, we are also responsible for expressing our opinion on whether the company has adequate internal financial controls with reference to financial statements in place and the operating effectiveness of such controls.
- Evaluate the appropriateness of accounting policies used and the reasonableness of accounting estimates and related disclosures made by the Management and Board of Directors.
- Conclude on the appropriateness of the Management and Board of Directors use of the going concern basis of accounting in preparation of consolidated financial statements and, based on the audit evidence obtained, whether a material uncertainty exists related to events or conditions that may cast significant doubt on the appropriateness of this assumption. If we conclude that a material uncertainty exists, we are required to draw attention in our auditor's report to the related disclosures in the consolidated financial statements or, if such disclosures are inadequate, to modify our opinion. Our conclusions are based on the audit evidence obtained up to the date of our auditor's report. However, future events or conditions may cause the Group to cease to continue as a going concern.
- Evaluate the overall presentation, structure and content of the consolidated financial statements, including the disclosures, and whether the consolidated financial statements represent the underlying transactions and events in a manner that achieves fair presentation.

We communicate with those charged with governance of the Holding Company regarding, among other matters, the planned scope and timing of the audit and significant audit findings, including any significant deficiencies in internal control that we identify during our audit.

We also provide those charged with governance with a statement that we have complied with relevant ethical requirements regarding independence, and to communicate with them all relationships and other matters that may reasonably be thought to bear on our independence, and where applicable, related safeguards.



Independent Auditor's Report (Continued)

CaratLane Trading Private Limited

Other Matter

- a. The financial statements of the subsidiary, whose financial statements reflect total assets (before consolidation adjustments) of Rs.384 lakhs as at 31 March 2026, total revenues (before consolidation adjustments) Nil and net cash flows (before consolidation adjustments) amounting to Rs.225 lakhs for the year ended on that date, as considered in the consolidated financial statements, have not been audited either by us or by other auditor. These unaudited financial statements have been furnished to us by the Management and our opinion on the consolidated financial statements, in so far as it relates to the amounts and disclosures included in respect of this subsidiary, and our report in terms of sub-section (3) of Section 143 of the Act in so far as it relates to the aforesaid subsidiary, is based solely on such unaudited financial statements. In our opinion and according to the information and explanations given to us by the Management, these financial statements are not material to the Group.
- Our opinion on the consolidated financial statements, and our report on Other Legal and Regulatory Requirements below, is not modified in respect of this matter with respect to the financial statements certified by the Management.

Report on Other Legal and Regulatory Requirements

1. As required by the Companies (Auditor's Report) Order, 2020 ("the Order") issued by the Central Government of India in terms of Section 143(11) of the Act, we give in the "Annexure A" a statement on the matters specified in paragraphs 3 and 4 of the Order, to the extent applicable.
- 2 A. As required by Section 143(3) of the Act, we report, to the extent applicable, that:
- a. We have sought and obtained all the information and explanations which to the best of our knowledge and belief were necessary for the purposes of our audit of the aforesaid consolidated financial statements.
- b. In our opinion, proper books of account as required by law relating to preparation of the aforesaid consolidated financial statements have been kept so far as it appears from our examination of those books, except for the matter stated in the paragraph 2(B)(f) below on reporting under Rule 11(g) of the Companies (Audit and Auditors) Rules, 2014 and that the back-up of softwares used or order to cash, purchase to pay and ERP software (from 02 September 2025 to 31 March 2026 which form part of the 'books of account and other relevant books and papers in electronic mode have not been maintained on the servers physically located in India on a daily basis.
- c. The consolidated balance sheet, the consolidated statement of profit and loss (including other comprehensive income), the consolidated statement of changes in equity and the consolidated statement of cash flows dealt with by this Report are in agreement with the relevant books of account maintained for the purpose of preparation of the consolidated financial statements.
- d. In our opinion, the aforesaid consolidated financial statements comply with the Ind AS specified under Section 133 of the Act.
- e. On the basis of written representations received from the directors of the Holding Company from 6 April 2026 to 8 April 2026 taken on record by the Board of Directors of the Holding Company, none of the directors of the Holding Company is disqualified as on 31 March 2026 from being appointed as a director in terms of Section 164 (2) of the Act.
- f. the modification relating to the maintenance of accounts and other matters connected therewith are as stated in the paragraph 2A(b) above on reporting under Section 143(3)(b) of the Act and paragraph 2B(f) below on reporting under Rule 11(g) of the Companies (Audit and Auditors) Rules, 2014.
- g. With respect to the adequacy of the internal financial controls with reference to financial statements of the Holding Company and the operating effectiveness of such controls, refer to our separate Report in "Annexure B".



Independent Auditor's Report (Continued)

CaratLane Trading Private Limited

B. With respect to the other matters to be included in the Auditor's Report in accordance with Rule 11 of the Companies (Audit and Auditors) Rules, 2014, in our opinion and to the best of our information and according to the explanations given to us :

- a. The consolidated financial statements disclose the impact of pending litigations as at 31 March 2026 on the consolidated financial position of the Group. Refer Note 35 to the consolidated financial statements.
- b. The Group did not have any material foreseeable losses on long-term contracts including derivative contracts during the year ended 31 March 2026.
- c. There are no amounts which are required to be transferred to the Investor Education and Protection Fund by the Holding Company during the year ended 31 March 2026.
- d (i) The management of the Holding Company represented that, to the best of its knowledge and belief, as disclosed in the Note 40(vii) to the consolidated financial statements, no funds have been advanced or loaned or invested (either from borrowed funds or share premium or any other sources or kind of funds) by the Holding Company to or in any other person(s) or entity(ies), including foreign entities ("Intermediaries"), with the understanding, whether recorded in writing or otherwise, that the Intermediary shall directly or indirectly lend or invest in other persons or entities identified in any manner whatsoever by or on behalf of the Holding Company ("Ultimate Beneficiaries") or provide any guarantee, security or the like on behalf of the Ultimate Beneficiaries.
- (ii) The management of the Holding Company represented that, to the best of its knowledge and belief, as disclosed in the Note 40(viii) to the consolidated financial statements, no funds have been received by the Holding Company from any person(s) or entity(ies), including foreign entities ("Funding Parties"), with the understanding, whether recorded in writing or otherwise, that the Holding Company shall directly or indirectly, lend or invest in other persons or entities identified in any manner whatsoever by or on behalf of the Funding Parties ("Ultimate Beneficiaries") or provide any guarantee, security or the like on behalf of the Ultimate Beneficiaries.
- (iii) Based on the audit procedures that have been considered reasonable and appropriate in the circumstances, nothing has come to our notice that has caused us to believe that the representations under sub-clause (i) and (ii) of Rule 11(e), as provided under (i) and (ii) above, contain any material misstatement.
- e. The Holding Company has neither declared nor paid any dividend during the year.
- f. Based on our examination which included test checks, except for the instances mentioned below, the Holding Company has used accounting softwares for maintaining its books of account, which have a feature of audit trail (edit log) facility and the same has operated throughout the year for all relevant transactions recorded in the respective software:

In case of an accounting softwares used for maintaining the books of accounts relating to order to cash and purchase to pay operated from 02 September 2025 to 31 March 2026, the feature of recording audit trail (edit log) facility was not enabled for the said software;

Further, where audit trail (edit log) facility was enabled and operated for the respective accounting softwares, we did not come across any instance of audit trail feature being tampered with.

Additionally, where audit trail (edit log) facility was enabled and operated in the previous year, audit trail has been preserved by the Holding Company as per the statutory requirements for record retention.



Independent Auditor's Report (Continued)

CaratLane Trading Private Limited

C. With respect to the matter to be included in the Auditor's Report under Section 197(16) of the Act:

In our opinion and according to the information and explanation given to us, the remuneration paid during the current year by the Holding Company to its directors is in accordance with the provisions of Section 197 of the Act. The remuneration paid to any director by the Holding Company is not in excess of the limit laid down under Section 197 of the Act. The Ministry of Corporate Affairs has not prescribed other details under Section 197(16) of the Act which are required to be communicated upon by us.

For **B S R & Co. LLP**

Chartered Accountants

Firm's Registration No.:101248W/W-100022



Arjun Ramesh

Partner

Place: Bengaluru

Date: 07 May 2026

Membership No.: 218495

ICAI UDIN:26218495UDYTKX5704

Annexure A to the Independent Auditor's Report on the Consolidated Financial Statements of CaratLane Trading Private Limited for the year ended 31 March 2026

(Referred to in paragraph 1 under 'Report on Other Legal and Regulatory Requirements' section of our report of even date)


(xxi) In our opinion and according to the information and explanations given to us, following Company incorporated in India and included in the consolidated financial statements, has unfavourable remarks given by its auditor in their report under the Companies (Auditor's Report) Order, 2020 (CARO):

Sr. No.	Name of the entities	CIN	Holding Company/Subsidiary/ JV/ Associate	Clause number of the CARO report which is unfavourable or qualified or adverse
1	CaratLane Trading Private Limited	U52393TN2007 PTC064830	Holding Company	iii.c iii.d

For **B S R & Co. LLP**

Chartered Accountants

Firm's Registration No.:101248W/W-100022



Arjun Ramesh

Partner

Place: Bengaluru

Date: 07 May 2026

Membership No.: 218495

ICAI UDIN:26218495UDYTKX5704

Annexure B to the Independent Auditor's Report on the consolidated financial statements of CaratLane Trading Private Limited for the year ended 31 March 2026

Report on the internal financial controls with reference to the aforesaid consolidated financial statements under Clause (i) of Sub-section 3 of Section 143 of the Act

(Referred to in paragraph 2(A)(g) under 'Report on Other Legal and Regulatory Requirements' section of our report of even date)

Opinion

In conjunction with our audit of the consolidated financial statements of CaratLane Trading Private Limited (hereinafter referred to as "the Holding Company") as of and for the year ended 31 March 2026, we have audited the internal financial controls with reference to financial statements of the Holding Company, as of that date.

In our opinion the Holding Company, has, in all material respects, adequate internal financial controls with reference to financial statements and such internal financial controls were operating effectively as at 31 March 2026, based on the internal financial controls with reference to financial statements criteria established by the Holding Company considering the essential components of such internal controls stated in the Guidance Note on Audit of Internal Financial Controls Over Financial Reporting issued by the Institute of Chartered Accountants of India (the "Guidance Note").

Management's and Board of Directors' Responsibilities for Internal Financial Controls

The Holding Company's Management and the Board of Directors are responsible for establishing and maintaining internal financial controls based on the internal financial controls with reference to financial statements criteria established by the Holding Company considering the essential components of internal control stated in the Guidance Note. These responsibilities include the design, implementation and maintenance of adequate internal financial controls that were operating effectively for ensuring the orderly and efficient conduct of its business, including adherence to the Holding Company's policies, the safeguarding of its assets, the prevention and detection of frauds and errors, the accuracy and completeness of the accounting records, and the timely preparation of reliable financial information, as required under the Act.

Auditor's Responsibility

Our responsibility is to express an opinion on the internal financial controls with reference to financial statements based on our audit. We conducted our audit in accordance with the Guidance Note and the Standards on Auditing, prescribed under Section 143(10) of the Act, to the extent applicable to an audit of internal financial controls with reference to financial statements. Those Standards and the Guidance Note require that we comply with ethical requirements and plan and perform the audit to obtain reasonable assurance about whether adequate internal financial controls with reference to financial statements were established and maintained and if such controls operated effectively in all material respects.

Our audit involves performing procedures to obtain audit evidence about the adequacy of the internal financial controls with reference to financial statements and their operating effectiveness. Our audit of internal financial controls with reference to financial statements included obtaining an understanding of internal financial controls with reference to financial statements, assessing the risk that a material weakness exists, and testing and evaluating the design and operating effectiveness of internal control based on the assessed risk. The procedures selected depend on the auditor's judgement, including the assessment of the risks of material misstatement of the consolidated financial statements, whether due to fraud or error.

We believe that the audit evidence we have obtained is sufficient and appropriate to provide a basis for our audit opinion on the internal financial controls with reference to financial statements.



Annexure B to the Independent Auditor's Report on the consolidated financial statements of CaratLane Trading Private Limited for the year ended 31 March 2026 (Continued)

Meaning of Internal Financial Controls with Reference to Financial Statements

A company's internal financial controls with reference to financial statements is a process designed to provide reasonable assurance regarding the reliability of financial reporting and the preparation of financial statements for external purposes in accordance with generally accepted accounting principles. A company's internal financial controls with reference to financial statements include those policies and procedures that (1) pertain to the maintenance of records that, in reasonable detail, accurately and fairly reflect the transactions and dispositions of the assets of the company; (2) provide reasonable assurance that transactions are recorded as necessary to permit preparation of financial statements in accordance with generally accepted accounting principles, and that receipts and expenditures of the company are being made only in accordance with authorisations of management and directors of the company; and (3) provide reasonable assurance regarding prevention or timely detection of unauthorised acquisition, use, or disposition of the company's assets that could have a material effect on the financial statements.

Inherent Limitations of Internal Financial Controls with Reference to Financial Statements

Because of the inherent limitations of internal financial controls with reference to financial statements, including the possibility of collusion or improper management override of controls, material misstatements due to error or fraud may occur and not be detected. Also, projections of any evaluation of the internal financial controls with reference to financial statements to future periods are subject to the risk that the internal financial controls with reference to financial statements may become inadequate because of changes in conditions, or that the degree of compliance with the policies or procedures may deteriorate.

For **B S R & Co. LLP**

Chartered Accountants

Firm's Registration No.:101248W/W-100022



Arjun Ramesh

Partner

Place: Bengaluru

Membership No.: 218495

Date: 07 May 2026

ICAI UDIN:26218495UDYTKX5704

CaratLane Trading Private Limited

Consolidated Balance Sheet

(All amounts in INR lakhs, unless otherwise stated)

Particulars	Note	As at 31 March 2026	As at 31 March 2025
ASSETS			
Non-current assets			
Property, plant and equipment	5(i)	7,693	7,536
Capital work-in-progress *	5(iii)	0	0
Right-of-use assets	6	24,427	24,617
Intangible assets	5(ii)	2,399	2,632
Intangible assets under development	5(iv)	7	448
Financial assets			
i Other financial assets	7(i)	13,304	11,630
Deferred tax assets (net)	8	4,033	3,418
Other tax assets (net)	8	540	1,399
Other non-current assets	9	4,047	6,402
Total non current assets		56,450	58,082
Current assets			
Inventories	10	244,309	174,777
Financial assets			
i Trade receivables	11(i)	1,884	1,156
ii Cash and cash equivalents	11(ii)	4,462	4,350
iii Bank balances other than (ii) above	11(iii)	354	837
iv Loans	11(iv)	110	94
v Other financial assets	11(v)	12,657	10,318
Other current assets	12	23,465	18,767
Total current assets		287,241	210,299
Total assets		343,691	268,381
EQUITY AND LIABILITIES			
Equity			
Equity share capital	13	667	667
Other equity	14	52,564	25,770
Total equity		53,231	26,437
Liabilities			
Non-current liabilities			
Financial liabilities			
i Borrowings	15(i)	9,259	14,146
ii Lease liabilities	15(ii)	33,299	33,248
iii Other financial liabilities	15(iii)	1,081	613
Provisions	16	1,537	1,345
Other non-current liabilities	17	286	256
Total non current liabilities		45,462	49,608
Current liabilities			
Financial liabilities			
i Borrowings	18(i)	94,135	58,900
ii Gold on loan	18(ii)	55,257	76,696
iii Lease liabilities	18(iii)	6,020	5,182
iv Trade payables	18(iv)		
(a) Total outstanding dues of micro and small enterprises, and		1,567	4,257
(b) Total outstanding dues of creditors other than micro and small enterprises		27,167	22,233
v Other financial liabilities	18(v)	4,052	3,458
Provisions	19	1,178	1,021
Other current liabilities	20	55,615	20,581
Current tax liabilities	8	7	8
Total current liabilities		244,998	192,336
Total liabilities		343,691	268,381

*Represents amounts less than INR 50,000

Material accounting policies

The accompanying notes are an integral part of the consolidated financial statements

As per our report of even date attached

for **B S R & Co. LLP**

Chartered Accountants

Firm registration number 101248W/ W-100022



Arjun Ramesh

Partner

Membership No 218495

Place: Bengaluru

Date 07 May 2026

for and on behalf of the Board of Directors of
CARATLANE TRADING PRIVATE LIMITED
(CIN U52393TN2007PTC064830)



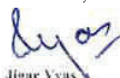
Saumen Bhaumik

Managing Director

DIN: 10674640

Place: Bengaluru

Date 07 May 2026




Jigar Vyasa

Chief Financial Officer

Place: Bengaluru

Date: 07 May 2026



Ashok Kumar Sonthalia

Director

DIN 03259683

Place: Bengaluru

Date 07 May 2026



Kalyanibhavi Rhoane

Company Secretary

Place: Bengaluru

Date: 07 May 2026

CaratLane Trading Private Limited**Consolidated statement of profit and loss***(All amounts in INR lakhs, unless otherwise stated)*

Particulars	Note	For the year ended 31 March 2026	For the year ended 31 March 2025
Revenue from operations	20	629,265	419,298
Other income	21	4,285	3,666
Total income (I)		633,550	422,964
Expenses			
Cost of materials consumed	23 (a)	527,573	340,179
Purchase of stock-in-trade	23 (b)	12,777	17,977
Changes in inventories of finished goods, stock-in-trade and work-in-progress	23 (c)	(53,547)	(53,630)
Employee benefits expense	23	20,692	18,722
Finance costs	24	10,345	9,497
Depreciation and amortisation expense	25	9,463	8,838
Other expenses	26	70,537	61,238
Total expenses (II)		597,840	402,821
Profit before tax (III) [(I)-(II)]		35,710	20,143
Tax expense (IV)			
- Current tax		9,524	3,523
- Deferred tax	8	(608)	(121)
Profit for the year (A) [(III)-(IV)]		26,794	16,741
Other comprehensive income			
<i>Items that will not be reclassified subsequently to the statement of profit and loss:</i>			
- Remeasurements of employee defined benefit plans		(28)	(22)
- Income-tax on above		7	6
Exchange differences on translation of foreign operations		21	(129)
Other comprehensive income (net of tax) (B)		-	(145)
Total comprehensive income for the year (A+B)		26,794	16,596
Earnings per equity share (par value of INR 2 per share)			
Basic earnings per share (INR)	27	80.35	50.20
Diluted earnings per share (INR)	27	80.35	50.20
Material accounting policies	3		

The accompanying notes are an integral part of the consolidated financial statements.

As per our report of even date attached

for **BSR & Co. LLP***Chartered Accountants*

Firm registration number: 101248W/ W-100022

**Arjun Ramesh***Partner*

Membership No. 218495

Place: Bengaluru

Date: 07 May 2026

for and on behalf of the Board of Directors of

CARATLANE TRADING PRIVATE LIMITED

(CIN: U52393TN2007PTC064830)

**Saumen Bhaumik***Managing Director*

DIN: 10674640

Place: Bengaluru

Date: 07 May 2026

**Jigar Vyas***Chief Financial Officer*

Place: Bengaluru

Date: 07 May 2026

**Ashok Kumar Sonthalia***Director*

DIN: 03259683

Place: Bengaluru

Date: 07 May 2026

**Kalyanibhai Rhonac***Company Secretary*

Place: Bengaluru

Date: 07 May 2026

CaratLane Trading Private Limited**Consolidated statement of cash flow***(All amounts in INR lakhs, unless otherwise stated)*

Particulars	For the year ended 31 March 2026	For the year ended 31 March 2025
A. CASH FLOWS FROM OPERATING ACTIVITIES		
Profit before tax	35,710	20,143
<i>Adjustments for:</i>		
Depreciation and amortisation expenses	9,463	8,838
Interest income	(8)	(10)
Interest income on sublease	(1,086)	(817)
Deferred rental income and rent equalisation	(591)	(268)
Termination gain on leases	(954)	(80)
Gain on sale of investment (net)	(102)	(112)
Write back of liability no longer required	(381)	-
Bad debts written off	41	-
Finance cost	10,345	9,497
Net loss/(gain) on sale of property, plant and equipment	14	(1,064)
Unrealised foreign exchange (gain)/loss	(18)	34
Property, plant and equipment written off	211	9
Exchange differences on translation of foreign operations	21	-
Operating profit before working capital changes	52,665	36,170
Change in operating assets and liabilities		
Increase in inventories	(69,532)	(69,277)
Increase in trade receivables	(513)	(390)
Increase in loans receivable, other financial asset and other assets	(5,152)	(8,619)
Increase in other financial liabilities	883	1,228
Increase in provisions	321	162
(Decrease)/Increase in gold on loan and trade payable	(19,195)	36,469
Increase in other liabilities	35,176	10,447
Cash generated from operating activities before taxes	(5,347)	6,190
Income taxes paid (Net of refunds)	(8,667)	(3,898)
Net cash (outflow)/inflow from operating activities (A)	(14,014)	2,292
B. CASH FLOWS FROM INVESTING ACTIVITIES		
Purchase of property, plant and equipment, intangible assets and intangible assets under development	(4,656)	(3,066)
Proceeds from sale of property, plant and equipment and intangible assets	1,340	1,826
Sale of mutual fund investments, net	102	112
Deposits matured/(placed) during the year	483	(333)
Interest received	16	15
Lease payments received from sub-leases	2,676	2,107
Net cash used in investing activities (B)	(39)	661
C. CASH FLOWS FROM FINANCING ACTIVITIES		
Principal payment of lease liabilities	(5,275)	(4,708)
Interest payment of lease liabilities	(3,473)	(2,932)
Proceeds from long term borrowings	-	6,996
Repayment of long term borrowings	(4,887)	(4,475)
Proceeds from short term borrowings, net	37,174	9,360
Finance costs paid	(6,846)	(6,279)
Share based payments	(591)	(697)
Net cash used in financing activities (C)	16,102	(2,735)
Net cash (decrease)/increase in cash and cash equivalents (A+B+C)	2,049	218
Cash and cash equivalents as at the beginning of the year	2,413	2,195
Cash and cash equivalents as at the end of the year	4,462	2,413



CaratLane Trading Private Limited

Consolidated statement of cash flow

(All amounts in INR lakhs, unless otherwise stated)

Particulars	For the year ended 31 March 2026	For the year ended 31 March 2025
Debt reconciliation statement in accordance with Ind AS 7		
Borrowings		
Opening balance	71,109	59,226
Repayment from borrowings	(154,976)	(236,963)
Proceeds from borrowings	187,263	248,846
Closing balance	103,394	71,109
Bank overdrafts repayable on demand and used for cash management purposes	-	1,937
Closing balance in the balance sheet	103,394	73,046
Reconciliation of Lease liability		
Opening balance	38,430	35,323
Payments made during the year	(8,748)	(7,640)
Non-cash changes	9,637	10,747
Closing balance	39,319	38,430
Reconciliation of Cash and cash equivalents		
Cash and cash equivalents in the balance sheet	4,462	4,350
Bank overdrafts repayable on demand and used for cash management purposes	-	(1,937)
Cash and cash equivalents in the statement of cash flows	4,462	2,413

Material accounting policies

3

The accompanying notes are an integral part of the consolidated financial statements.

As per our report of even date attached

for **BSR & Co. LLP**

Chartered Accountants

Firm registration number: 101248W/ W-100022

for and on behalf of the Board of Directors of
CARATLANE TRADING PRIVATE LIMITED
(CIN: U52393TN2007PTC064830)

Arjun Ramesh
Partner

Membership No. 218495

Place: Bengaluru

Date: 07 May 2026

Saumen Bhaumik
Managing Director

DIN: 10674640

Place: Bengaluru

Date: 07 May 2026

Ashok Kumar Sonthalia
Director

DIN: 03259683

Place: Bengaluru

Date: 07 May 2026

Jigar Vyas
Chief Financial Officer

Place: Bengaluru

Date: 07 May 2026

Kalyanibhai Rhonac
Company Secretary

Place: Bengaluru

Date: 07 May 2026

CaratLane Trading Private Limited

Consolidated statement of changes in equity

(All amounts in INR Lakhs, unless otherwise stated)

A. Equity share capital

Particulars	Amount
Balance at the 1 April 2024	667
Changes in equity share capital during the year *	-
As at 31 March 2025	667
Changes in equity share capital during the year	-
As at 31 March 2026	667

B. Other equity

Particulars	Reserves and surplus		Other comprehensive income		Total
	Securities premium	Retained earnings	Foreign Currency Translation Reserve	Re-measurement of defined benefit obligation	
Balance at the April 1, 2024	41,149	(31,221)	(147)	(607)	9,173
Profit for the year	-	16,741	-	-	16,741
Other comprehensive income for the year (net of taxes)	-	-	(129)	(16)	(145)
Total comprehensive income for the year		16,741		(16)	16,725
Balance as at March 31, 2025	41,149	(14,480)	(276)	(623)	25,770
Balance as at April 1, 2025	41,149	(14,480)	(276)	(623)	25,770
Profit for the year	-	26,794	-	-	26,794
Other comprehensive income for the year (net of taxes)	-	-	21	(21)	-
Total comprehensive income for the year		26,794	21	(21)	26,794
Balance as at March 31, 2026	41,149	12,314	(255)	(644)	52,564

Material accounting policies


3

The accompanying notes are an integral part of the consolidated financial statements.


As per our report of even date attached

for **BSR & Co. LLP**
Chartered Accountants


Firm registration number: 101248W/ W-100022


Arjun Ramesh
Partner
Membership No. 218495
Place: Bengaluru
Date: 07 May 2026

for and on behalf of the Board of Directors of
CARATLANE TRADING PRIVATE LIMITED
(CIN: U52393TN2007PTC064830)


Saumen Bhaumik
Managing Director
DIN: 10674640
Place: Bengaluru
Date: 07 May 2026


Jigar Vyas
Chief Financial Officer
Place: Bengaluru
Date: 07 May 2026


Ashok Kumar Sonthalia
Director
DIN: 03259683
Place: Bengaluru
Date: 07 May 2026


Kalyanibhai Rhonac
Company Secretary
Place: Bengaluru
Date: 07 May 2026

CaratLane Trading Private Limited

Material accounting policies and notes to the consolidated financial statements

1 BACKGROUND

CaratLane Trading Private Limited (the Group or the Parent Company) is domiciled and incorporated in India under the provision of the Companies Act, 2013. These consolidated financial statements comprise the Group and its subsidiary (collectively, the "Group").

The Group is engaged in activities of Manufacturing and trading of jewellery. The registered office address of the Group is Olympia Cyberspace, 6th Floor (Level 9), 21/22, Alandur Road, Aruliyammanpet 2nd Street, Guindy, Chennai - 600 032.

The Board of Directors approved the consolidated financial statements for the year ended 31 March 2026 and authorised for issue on 07 May 2026.

2 BASIS OF PREPARATION AND PRESENTATION

(i) Statement of compliance

These consolidated financial statements comply with the Indian Accounting Standards ('Ind AS') notified under the Companies (Indian Accounting Standards) Rules, 2015 and Companies (Indian Accounting Standards) Amendment Rules, 2016 read with Section 133 of the Companies Act, 2013 ('the Act') and other relevant provision of the act under going concern assumption using the historical cost convention on an accrual basis except for certain financial instruments which are measured at fair values notified under the Act & Rules prescribed thereunder. (together hereinafter referred to as "Consolidated Financial Statements" or "financial statements")

(ii) Basis of measurement

The consolidated financial statements have been prepared on an accrual basis under the historical cost convention except for the following items

- a Certain financial assets and liabilities (including derivative instruments) that are measured at fair value
- b Share based payments that are measured at fair value
- c The defined benefit asset/liability that are measured at fair value of present value of defined benefit obligations
- d Right of use assets and lease liabilities are measured at fair market value as per INDAS 116

Historical cost is generally based on the fair value of the consideration given in exchange for goods and services. Fair value is the price that would be received to sell an asset or paid to transfer a liability in an orderly transaction between market participants at the measurement date.

(iii) Use of estimates, assumptions and judgement

The preparation of consolidated financial statements in conformity with Ind AS requires management to make judgements, estimates and assumptions that affect the application of accounting policies on the reported amount of assets and liabilities, revenues and expenses and disclosure of contingent liabilities. Such estimates, assumptions and judgement are based on management's evaluation of relevant facts and circumstances as on the date of financial statements. The actual result may differ from these estimates.

Estimates and assumptions are reviewed on a periodic basis. Revisions to accounting estimates are recognized prospectively in the period in which the estimates are revised and in any future periods affected.

Judgements

Information about judgements made in applying accounting policies that have the most significant effects on the amounts recognized in the consolidated financial statements is included in the following notes:

- Note 30 – Leases – whether an arrangement contains a lease
- Note 30 – Lease classification (including the expected general inflation rates) and lease term
- Note 21 - Revenue Recognition
- Note 5(iv) - Intangible assets under development
- Note 31(d) - Long term incentive and Titan Employee Stock Option Plan

Assumptions and estimation

Information about assumptions and estimation uncertainties that have significant risk of resulting in a material adjustment in the year ending 31 March 2025 is included in the following notes:

- Note 5 (i) – Useful life of the Property, plant and equipment,
- Note 5 (ii) – Useful life of the Intangible assets,
- Note 35 – Contingent liabilities and commitments,
- Notes 31 – Measurement of defined benefit obligations' key actuarial assumptions,
- Note 30 – Leases - Lease term and incremental borrowing rate
- Note 36 – Fair value measurement of financial instruments
- Note 21 - Revenue recognition
- Note 20 (a) - Provision for warranty
- Note 33 - Contract asset and liability
- Note 11 - Expected credit loss
- Note 8 - Deferred tax- recognition and valuation
- Note 19 - Provision for Xclusive points
- Note 31 (d) - Long term incentive and Titan Employee Stock Option Plan

(iv) Functional and presentation currency

Items included in the consolidated financial statements of the Group are measured using the currency of the primary economic environment in which the Group operates (i.e. the "functional currency"). The consolidated financial statements are presented in Indian Rupee ("INR" or "₹"), which is the Group's functional and presentation currency and is rounded-off to the nearest lakhs except when otherwise indicated.

The assets and liabilities of foreign operations (subsidiary) are translated into INR at the exchange rates at the reporting date. The income and expenses of foreign operations are translated into INR at the exchange rates at the dates of the transactions or an average rate if the average rate approximates the actual rate at the date of the transaction.

(v) Measurement of fair values

Certain accounting policies and disclosures of the Group require the measurement of fair values, for both financial and non-financial assets and liabilities.

The Group has an established control framework with respect to the measurement of fair values and the valuation team regularly reviews significant unobservable inputs and valuation adjustments.

Fair values are categorised into different levels in a fair value hierarchy based on the inputs used in the valuation techniques as follows:

- Level 1: quoted prices (unadjusted) in active markets for identical assets or liabilities
- Level 2: inputs other than quoted prices included in Level 1 that are observable for the asset or liability, either directly (i.e. as prices) or indirectly (i.e. derived from prices)
- Level 3: inputs for the asset or liability that are not based on observable market data (unobservable inputs)

When measuring the fair value of an asset or a liability, the Group uses observable market data as far as possible.

If the inputs used to measure the fair value of an asset or a liability fall into a different levels of the fair value hierarchy, then the fair value measurement is categorised in its entirety in the same level of the fair value hierarchy as the lowest level input that is significant to the entire measurement.

Further information about the assumptions made in the measuring fair values is included in the following notes:

- Note 36 - financial instruments

(vi) Current and Non Current classification

Based on the time involved between the acquisition of assets for processing and their realization in cash and cash equivalents, the Group has identified twelve months as its operating cycle for determining current and non-current classification of assets and liabilities in the Balance sheet. Balances that are realisable/ payable within a period 12 months are considered as current and beyond 12 months is considered as non-current.



CaratLane Trading Private Limited

Material accounting policies and notes to the consolidated financial statements

(vii) Basis of Consolidation

The consolidated financial statements relate to the Group and entities controlled by the Group. Control is achieved when the Group has power over the entity, is exposed, or has rights, to variable returns from its involvement with the investee, and has the ability to affect the entity's returns by using its power over the entity.

The consolidated financial statements of the Group and its subsidiaries have been combined on a line by line basis by adding together the book values of like items of assets, liabilities, income and expenses, after fully eliminating intra-group balances, intra-group transactions and unrealised profit or losses. These financial statements are prepared by applying uniform accounting policies in use at the Group. The excess of the Group's portion of equity of the subsidiaries as at the date of its investment over the cost of its investment is treated as Capital Reserve on consolidation.

The financial statements of the subsidiary companies and associate Group which are included in the consolidation are drawn upto the same reporting date as that of the Group i.e. 31st March 2026.

3 MATERIAL ACCOUNTING POLICIES

The Accounting policies set out below have been applied consistently to all periods presented in these Consolidated Financial Statements unless otherwise indicated. This note provides list of material accounting policies adopted in the preparation of the consolidated financial statements.

(i) Revenue recognition

Revenue is recognized upon transfer of control of promised goods or services to customers in an amount that reflects the consideration the Group expects to receive in exchange for those goods or services.

Sale of products :

Revenue from the sale of products is recognized at the point in time when control is transferred to the customer.

Revenue is measured based on the transaction price, which is the consideration, net of customer incentives, discounts, variable considerations, payments made to customers, other similar charges, as specified in the contract with the customer. Additionally, revenue excludes taxes collected from customers, which are subsequently remitted to governmental authorities. Invoices are usually payable within 120-180 days, except for cash and carry business.

For contracts that permit the customer to return an item, revenue is recognized to the extent that is highly probable that a significant reversal in the amount of cumulative revenue recognized will not occur.

Therefore, the amount of revenue recognized is adjusted for expected returns, which are estimated based on the historical data. In these circumstances, a refund liability and a right to recover returned goods/assets are recognized. The right to recover returned goods asset is measured after reducing the average gross margin from the estimated refund liability. The refund liability is included in other current liability (note 19) and right to recover returned goods is included in other current assets (note 12). The Group reviews its estimate of expected returns at each reporting date and updates the amounts of the assets and liability accordingly.

Advances received for services are reported as liabilities until all conditions for revenue recognition are met.

The Group allocates a portion of the consideration received to 'Exclusive points'. This allocation of the material right to the customer is based on the historical data for redemption of these Exclusive points. The amount allocated to the exclusive points is deferred and is recognized as revenue when exclusive points are redeemed or the likelihood of the customer redeeming the exclusive points become remote. The deferred revenue is shown as liability for exclusive points under other current liabilities.

Use of significant judgements in revenue recognition.

- The Group's contracts with customers could include promises to transfer multiple goods to a customer. The Group assesses the goods promised in a contract and identifies distinct performance obligations in the contract. Identification of distinct performance obligation involves judgement to determine the deliverables and the ability of the customer to benefit independently from such deliverables.

- Judgement is also required to determine the transaction price for the contract. The transaction price could be either a fixed amount of customer consideration or variable consideration with elements such as volume discounts, performance bonuses, price concessions and incentives. The transaction price is also adjusted for the effects of the time value of money if the contract includes a significant financing component. Any consideration payable to the customer is adjusted to the transaction price, unless it is a payment for a distinct good from the customer. The estimated amount of variable consideration is adjusted in the transaction price only to the extent that it is highly probable that a significant reversal in the amount of cumulative revenue recognised will not occur and is reassessed at the end of each reporting period.

- The Group uses judgement to determine an appropriate standalone selling price for a performance obligation. The Group allocates the transaction price to each performance obligation on the basis of the relative standalone selling price of each distinct good or service promised in the contract. Where standalone selling price is not observable, the Group uses the expected cost plus margin approach to allocate the transaction price to each distinct performance obligation.

Sale of services

Service income is recognised on rendering of services based on the agreements/arrangements with the concerned parties.

Refer Note - 21 Revenue from operations

Interest income is recognized as it accrues in the consolidated statement of profit and loss using effective interest rate method.

Commission income is generally recognized when the related sale is executed as per the terms of the agreement.

The Group has determined that the revenues as disclosed in Note 21 are disaggregated into categories that depict how the nature, amount, timing and uncertainty of revenue and cash flows are affected by economic factors.

i (a) Other income

Franchisee Signing Fees Franchisee signing fees is recognised based on the franchisee stores opened during the year which varies based on the location. It excludes taxes remitted to the government which are recovered from the Franchisee's (Note 22).

(ii) Property, plant and equipment

The cost of any item of PPE shall be recognised as an asset if and only if it is probable that future economic benefit associated with the item will flow to the group and the cost of the item can be measured reliably.

Items of Property, plant and equipment are measured at cost less accumulated depreciation and accumulated impairment losses, if any.

The cost of an item of property, plant and equipment comprises its purchase price/ acquisition cost, net of any trade discounts and rebates, any import duties and other taxes (other than those subsequently recoverable from the tax authorities), any directly attributable expenditure on making the asset ready for its intended use, other incidental expenses and interest on borrowings attributable to acquisition of qualifying property, plant and equipment up to the date the asset is ready for its intended use.

Subsequent expenditure on property, plant and equipment after its purchase / completion is capitalized only if such expenditure results in an increase in the future benefits from such asset beyond its previously assessed standard of performance.

Advance paid towards acquisition of fixed assets outstanding at each balance sheet date is disclosed as capital advances under non-current assets.



CaratLane Trading Private Limited

Material accounting policies and notes to the consolidated financial statements

(ii) Property, plant and equipment (continued)

Any gain or loss on disposal of an item of property, plant and equipment is recognized in the consolidated statement of profit or loss. Capital work-in-progress comprises the cost of assets that are not ready for their intended use at the balance sheet date.

When significant parts of plant and equipment are required to be replaced at intervals, the Group depreciates them separately based on their specific useful lives. Repairs and maintenance costs are recognised in the statement of profit and loss as incurred.

The Group identifies and determines cost of each component/ part of property, plant and equipment separately, if the component/ part has a cost which is significant to the total cost of the property, plant and equipment and has useful life that is materially different from that of the remaining asset. Leasehold improvements are amortized over the estimated useful life of the asset or the lease period whichever is less.

An item of property, plant and equipment and any significant part initially recognised is derecognised upon disposal or when no future economic benefits are expected from its use or disposal. Gains or losses arising from de-recognition of Property, plant and equipment and intangible assets are measured as the difference between the net disposal proceeds and the carrying amount of Property, plant and equipment and are recognized in the consolidated statement of profit and loss when the Property, plant and equipment is derecognized.

Depreciation methods, estimated useful life and residual value

Depreciation is calculated using straight-line method to allocate their cost over the useful lives of assets which is as follows

Asset category	Management estimate of useful life	Useful life as per schedule II
Furniture and fittings	10 years	10 years
Computer equipment	3 years	3 years
Computer server	6 years	6 years
Office equipments	5 years	5 years
Jewellery Machine	15 years	15 years
Vehicles	5 years	8 years
Mock jewellery	1 year	1 year
Leasehold improvements - Stores	5 years or lease period whichever is less	Lease period
Leasehold improvements - Other than stores	8 years or lease period whichever is less	Lease period

Depreciation for assets purchased / sold during the period is proportionally charged.

The residual values, useful lives and methods of depreciation of property, plant and equipment are reviewed at each financial year end and adjusted prospectively, if appropriate. Based on technical evaluation and consequent advice, the management believes that its estimates of useful lives as given above best represent the period over which management expects to use these assets. Changes in the expected useful life or the expected pattern of consumption of future economic benefits embodied in the asset are considered to modify the amortization period or method, as appropriate, and are treated as changes in accounting estimates.

(iii) Intangible assets

(a) Internally generated : Research and development

Expenditure on research activities is recognized in the statement of profit and loss as incurred.

Development expenditure is capitalized as part of the cost of the resulting intangible asset only if the expenditure can be measured reliably, the product or process is technically and commercially feasible, future economic benefits are probable, and the Group intends to and has sufficient resources to complete development and to use or sell the asset. Otherwise, it is recognized in profit or loss as incurred. Subsequent to initial recognition, the asset is measured at cost less accumulated amortization and any accumulated impairment losses.

(b) Amortization

Amortization is calculated to write off the cost of intangible assets less their estimated residual values over their estimated useful lives using the straight-line method, and is included in depreciation and amortization in Statement of Profit and Loss.

The estimated useful lives are as follows

Asset	Useful life
Computer software	3 to 5 years
Caratlane portal	3 years

Amortization method, useful lives and residual values are reviewed at the end of each financial year and adjusted prospectively, if appropriate.

(iv) Impairment

(a) Financial assets

The Group recognizes loss allowances using the expected credit loss (ECL) model for the financial assets which are not fair valued through the statement of profit and loss. Expected credit loss is the difference between the contractual cash flows and the cash flows that the entity expects to receive, discounted using the effective interest rate. Loss allowance for trade receivables is measured at an amount equal to lifetime ECL. For all other financial assets, expected credit losses are measured at an amount equal to the 12-month ECL, unless there has been a significant increase in credit risk from initial recognition in which case those are measured at lifetime ECL, as required. The amount of expected credit losses (or reversal) that is required to adjust the loss allowance at the reporting date to the amount that is required to be recognized is recognized as an impairment gain or loss in the Statement of Profit and Loss.

When determining whether the credit risk of a financial asset has increased significantly since initial recognition and when estimating ECLs, the Group considers reasonable and supportable information that is relevant and available without undue cost or effort. This includes both quantitative and qualitative information and analysis, based on the Group's historical experience and informed credit assessment, that includes forward-looking information.

The Group considers a financial asset to be in default when the debtor is unlikely to pay its credit obligations to the Group in full, without recourse by the Group to actions such as realizing security (if any is held), or when the financial asset is more than 90 days past due.

At each reporting date, the Group assesses whether financial assets carried at amortised cost are credit-impaired. A financial asset is 'credit-impaired' when one or more events that have a detrimental price on the estimated future cash flows of the financial assets have occurred.

Evidence that a financial asset is credit-impaired includes the following observable data

- i significant financial difficulty of the debtor,
- ii a breach of contract such as default or being more than 90 days past due,
- iii it is probable that the debtor will enter bankruptcy or other financial reorganisation; or
- iv the disappearance of an active market for a security because of financial difficulties.



CaratLane Trading Private Limited

Material accounting policies and notes to the consolidated financial statements

(b) Non-financial assets

Intangible assets, Intangible asset under development and property, plant and equipment

At each reporting date, the Group reviews the carrying amount of its Non financial assets to determine whether there is any indication of impairment. Intangible assets, Intangible asset under development and property, plant and equipment are evaluated for recoverability whenever events or changes in circumstances indicate that their carrying amounts may not be recoverable. For the purpose of impairment testing, the recoverable amount (i.e. the higher of the fair value less cost to sell and the value-in-use) is determined on an individual asset basis unless the asset does not generate cash flows that are largely independent of those from other assets. Value in use is based on estimated future cash flows, discounted to their present value using a pre-tax discount rate that reflects current market assessments of the time value of money and the risks specific to the asset or CGU. In such cases, the recoverable amount is determined for the CGU to which the asset belongs. If such assets are considered to be impaired, the impairment to be recognized in the Statement of Profit and Loss is measured by the amount by which the carrying value of the assets exceeds the estimated recoverable amount of the asset. An impairment loss is reversed in the statement of profit and loss if there has been a change in the estimates used to determine the recoverable amount. The carrying amount of the asset is increased to its revised recoverable amount, provided that this amount does not exceed the carrying amount that would have been determined (net of any accumulated amortization or depreciation) had no impairment loss been recognized for the asset in prior years.

(v) Leases

Group as a lessee

A contract is, or contains, a lease if the contract conveys the right to control the use of an identified asset for a period of time in exchange for consideration. To assess whether a contract conveys the right to control the use of an identified asset, the Group assesses whether

- the contract involves the use of an identified asset;
- the Group has the right to obtain substantially all the economic benefits from use of the asset throughout the period of use; and
- the Group has the right to direct the use of the asset.

At inception or on reassessment of a contract that contains a lease component, the Group allocates the consideration in the contract to each lease component on the basis of the relative stand-alone prices of the lease components and the aggregate stand-alone price of the non-lease components.

The Group recognises right-of-use asset representing its right to use the underlying asset for the lease term at the lease commencement date. The cost of the right-of-use asset measured at inception shall comprise of the amount of the initial measurement of the lease liability, adjusted for any lease payments made at or before the commencement date, less any lease incentives received, plus any initial direct costs incurred and an estimate of the costs to be incurred by the lessee in dismantling and removing the underlying asset or restoring the underlying asset or site on which it is located.

The right-of-use asset is subsequently measured at cost less accumulated depreciation, accumulated impairment losses, if any and adjusted for any remeasurement of the lease liability.

The right-of-use assets is depreciated using the straight-line method from the commencement date over the shorter of lease term or useful life of right-of-use asset. The estimated useful lives of right-of-use assets are determined on the same basis as those of property, plant and equipment. Right-of-use assets are tested for impairment whenever there is any indication that their carrying amounts may not be recoverable. Impairment loss, if any, is recognised in the statement of profit and loss.

Modification/termination of lease: The lease liability is measured at amortised cost using the effective interest method. It is remeasured when there is a change in future lease payments arising from a change in an index or rate, if there is a change in the estimate of the amount expected to be payable under a residual value guarantee, if the Group changes its assessment of whether it will exercise a purchase, extension or termination option or if there is a revised in-substance fixed lease payment. A corresponding adjustment is made to the carrying amount of the right-of-use asset, or is recorded in profit or loss if the carrying amount of the right-of-use asset has been reduced to zero.

Variable payments: Variable lease payments that depend on sales are recognised in the Statement of profit or loss in the period in which the condition that triggers those payments occurs.

The lease liability is initially measured at the present value of the lease payments that are not paid at the commencement date, discounted using the interest rate implicit in the lease or, if that rate cannot be readily determined, the incremental borrowing rate applicable to the entity within the Group. Generally, the Group uses its incremental borrowing rate as the discount rate. For leases with reasonably similar characteristics, the Group, on a lease by lease basis, may adopt either the incremental borrowing rate specific to the lease or the incremental borrowing rate for the portfolio as a whole. Incremental borrowing rate used for discounting has been determined by taking the interest rates obtained from financial institutions for borrowing the similar value of right of use assets for similar tenure. The rates will be reassessed on a yearly basis at the beginning of each accounting period to reflect changes in financial conditions. The lease payments shall include fixed payments, variable lease payments, residual value guarantees, exercise price of a purchase option where the Group is reasonably certain to exercise that option and payments of penalties for terminating the lease, if the lease term reflects the lessee exercising an option to terminate the lease. The Group has elected not to recognise right-of-use assets and lease liabilities for short-term leases of all assets that have a lease term of 12 months or less and leases of low-value assets. The Group recognizes the lease payments associated with these leases as an expense on a straight-line basis over the lease term.

Group as a Lessor: In case of sub-leasing, where the Group, being the original lessee and intermediate lessor, grants a right to use the underlying asset to a third party, the head lease is recognised as lease liability and sub-lease is recognised as lease receivables in the Balance Sheet of the Group. Interest expense is charged on the lease liability and interest income is recognised on lease receivables in the statement of profit or loss.

(vi) Non-current assets or disposal group held for sale :

Non-current assets, or disposal groups comprising assets and liabilities, are classified as held for sale if it is highly probable that they will be recovered primarily through sale rather than through continuing use.

Such assets, or disposal groups, are generally measured at the lower of their carrying value and fair value less costs to sell.

Once classified as held for sale, intangible assets, property, plant and equipment, investment properties are no longer amortised or depreciated.

Non-current assets classified as held-for-sale and the assets of a disposal group classified as held for sale are presented separately from the other assets in balance sheet. The liabilities of a disposal group classified as held for sale are presented separately from other liabilities in the balance sheet.

(vii) Inventories

Inventories (other than quantities of gold for which the price is yet to be determined with the suppliers (Unfixed Gold)) are measured at the lower of cost and net realizable value. The cost is determined as follows:

- Raw materials, other than gold, loose diamonds, solitaire, and gemstones, are valued at weighted average cost.
- Loose diamonds, solitaire, and gemstones are valued on a lot-wise basis.
- Work-in-progress is valued at weighted average cost of production.
- Gold is hedged through gold-on-loan arrangements, and related future contracts are revalued at fair value.
- Finished goods (non-traded) are valued at weighted average cost as of the date of production.
- Finished goods (traded) are valued on a lot-wise basis.

Cost comprises all costs of purchase including duties and taxes (other than those subsequently recoverable by the Group), freight inwards and other expenditure directly attributable to acquisition. Work-in-progress and finished goods include appropriate share of proportion overheads based on normal operating capacity.

Unfixed gold is initially valued at the provisional gold price prevailing on the date of receipt of gold and revalued at the gold price prevailing at the end of each reporting period.

Net realizable value represent the estimated selling price for inventories less estimated cost of completion and costs necessary to make the sale.

The net realizable value of work-in-progress is determined with reference to the selling prices of related finished goods. Raw materials, components and other supplies held for use in the production of finished products are not written down below cost except in cases when a decline in the price of materials indicates that the cost of the finished products shall exceed the net realisable value.



CaratLane Trading Private Limited

Material accounting policies and notes to the consolidated financial statements

(viii) Foreign currency transactions and balances

Foreign exchange transactions are recorded at the rates of exchange prevailing on the dates of the respective transactions. Exchange differences arising on foreign exchange transactions settled during the year are recognized in the consolidated statement of profit and loss for the year.

Monetary assets and liabilities denominated in foreign currencies as at the standalone balance sheet date are translated at the exchange rates on that date. The resultant exchange differences are recognized in the consolidated statement of profit and loss.

Non-monetary assets and liabilities which are carried in terms of historical cost denominated in foreign currency are translated at an exchange rate that approximates the rates prevalent on the date of the transaction.

(ix) Taxation

Income tax expense comprises current tax expense and the net change in the deferred tax asset or liability during the year. Current and deferred tax are recognized in consolidated statement of profit and loss, except when they relate to items that are recognized in other comprehensive income or directly in equity, in which case, the current and deferred tax are also recognized in other comprehensive income or directly in equity, respectively.

a) Current income tax: Current income tax for the current and prior periods are measured at the amount expected to be recovered from or paid to the taxation authorities based on the taxable income for that year. The tax rates and tax laws used to compute the amount are those that are enacted or substantively enacted by the balance sheet date. The Group offsets current tax assets and current tax liabilities, where it has a legally enforceable right to set off the recognized amounts and where it intends either to settle on a net basis, or to realize the asset and settle the liability simultaneously.

b) Deferred income tax: Deferred income tax assets and liabilities are recognized using the balance sheet approach. Deferred tax is recognized on temporary differences at the balance sheet date between the tax bases of assets and liabilities and their carrying amounts for financial reporting purposes, except when the deferred income tax arises from the initial recognition of goodwill or an asset or liability in a transaction that is not a business combination and affects neither accounting nor taxable profit or loss at the time of the transaction. The carrying amount of deferred income tax assets is reviewed at each balance sheet date and reduced to the extent that it is no longer probable that sufficient taxable profit will be available to allow all or part of the deferred income tax asset to be utilized.

Deferred income tax assets are recognized for all deductible temporary differences, to the extent that it is probable that taxable profit will be available against which the deductible temporary differences can be utilized. Deferred income tax assets are recognized for carry forward of unused tax credits and unused tax losses, to the extent that there is convincing evidence that taxable profit will be available against which the carry forward of unused tax credits and unused tax losses can be utilized.

Deferred income tax liabilities are recognized for all taxable temporary differences except in respect of taxable temporary differences associated with investments in subsidiaries, associates and joint ventures where the timing of the reversal of the temporary difference can be controlled and it is probable that the temporary difference will not reverse in the foreseeable future.

Deferred income tax assets and liabilities are measured using tax rates and tax laws that have been enacted or substantively enacted by the balance sheet date and are expected to apply to taxable income in the years in which those temporary differences are expected to be recovered or settled. The effect of changes in tax rates on deferred income tax assets and liabilities is recognized as an income or expense in the period that includes the enactment or substantive enactment date.

Unrecognized deferred tax assets are reassessed at each reporting date and recognized to the extent that it has become probable that future taxable profits will allow the deferred tax asset to be recovered.

The measurement of deferred tax reflects the tax consequences that will follow from the manner in which the Group expects, at the reporting date to recover or settle the carrying amount of its assets and liabilities.

Deferred tax assets and deferred tax liabilities are offset if a legally enforceable right exists to set off current tax assets against current tax liabilities and the deferred taxes relate to the same tax period and same authority.

(xi) Employee benefits

i) Short term employee benefits

Short-term employee benefits are measured on an undiscounted basis and expensed as the related service is provided. All employee benefits payable within twelve months of rendering the service are classified as short-term employee benefits. Benefits such as salaries, short-term compensated absences and incentives etc., are recognized in the standalone statement of profit and loss for the year in which the employee renders the related service.

ii) Defined contribution plan

A defined contribution plan is a post-employment benefit plan where the Group's legal or constructive obligation is limited to the amount that it contributes to a separate legal entity.

All eligible employees receive benefit from provident fund, which is a defined contribution plan. Both the employee and the Group make monthly contribution to the fund, which is equal to a specified percentage of the covered employee's basic salary and including other fixed component not linked to the performance of employees. The Group has no further obligations under this plan beyond its monthly contributions.

Obligations for contributions to defined contribution plan are expensed as an employee benefits expense in the statement of profit and loss in period in which the related service is provided by the employee. Prepaid contributions are recognized as an asset to the extent that a cash refund or a reduction in future payments is available.

iii) Post employment benefits

The Group provides for gratuity, a defined benefit plan covering all eligible employees. The present value of obligation under such defined benefit plan is determined based on actuarial valuation carried at the year-end using the Projected Unit Credit Method, which recognizes each period of service as giving rise to additional unit of employee benefit entitlement and measures each unit separately to build up the final obligation. The obligation is measured at the present value of the estimated future cash flows. The discount rate used for determining the present value of the obligation under defined benefit plans, is based on the market yields on Government securities as at the balance sheet date having maturity periods approximating the term of the related obligation. The Group recognizes the net obligation of a defined benefit plan in its balance sheet as an asset or liability. Gains and losses through re-measurements of the net defined benefit liability / (asset) are recognized in other comprehensive income. In accordance with Ind AS, re-measurement gains and losses on defined benefit plans recognized in OCI are not to be subsequently reclassified to standalone statement of profit and loss. As required under Ind AS compliant Schedule III, the Group transfers it immediately to retained earnings.

The plan provides a lump-sum payment to eligible employees at retirement or on termination of employment based on the salary of the respective employee and the years of employment with the Group. The gratuity liability is accrued based on an actuarial valuation at the balance sheet date, carried out by an independent actuary.

iv) Compensated absences

Compensated absences which are not expected to occur within twelve months after the end of the period in which the employee renders the related services are recognized as an actuarially determined liability at the present value of the defined benefit obligation at the balance sheet date using the projected unit credit method.

The obligations are presented as current liabilities in the balance sheet if the Group does not have the right at the end of the reporting period to defer the settlement for at least twelve months after the reporting date.



CaratLane Trading Private Limited

Material accounting policies and notes to the consolidated financial statements

(xii) Employee stock option expense

The Group measures compensation cost relating to share-based payments using the fair valuation method in accordance with Ind AS 102, Share-Based Payment. Compensation expense is amortized over the vesting period of the option on a straight-line basis over the requisite service period for each separately vesting portion of the award as if the award was in-substance, multiple awards.

The cost of equity-settled transactions is determined by the fair value at the date when the grant is made using the Black-Scholes-Merton Model. The expected term of an option is estimated based on the vesting term and contractual life of the option. Expected volatility during the expected term of the option is based on the historical volatility of similar companies. Risk-free interest rates are based on the government securities yield in effect at the time of the grant.

The cost of equity settled transactions is recognised, together with a corresponding increase in share options outstanding account in equity, over the period in which the performance and/or service conditions are fulfilled. The cumulative expense recognised for equity-settled transactions at each reporting date until the vesting date reflects the extent to which the vesting period has expired and the Group's best estimate of the number of equity instruments that will ultimately vest. The income statement expense or credit for a period represents the movement in cumulative expense recognised as at the beginning and end of that period and is recognised in employee benefits expense. The dilutive effect of outstanding options is reflected as additional share dilution in the computation of diluted earnings per share.

The fair value of the amount payable to employees in respect of options which are settled in cash, is recognised as an employee benefits expense with a corresponding liabilities, over the period during which the employees become unconditionally entitled to payment. The liability is measured at each reporting date and at settlement date based on the fair value of options. Any change in the liability are recognised in profit or loss.

(xiii) Financial instruments

Recognition of financial assets and financial liabilities:

Financial assets and financial liabilities are recognized when the Group becomes a party to the contractual provisions of the instruments.

Financial assets and liabilities are initially recognized at fair value. Transaction costs that are directly attributable to financial assets and liabilities (other than financial assets and liabilities measured at fair value through profit and loss (FVTPL)) are added to or deducted from the fair value of the financial assets or liabilities, as appropriate on initial recognition. Transaction costs directly attributable to acquisition of financial assets or liabilities measured at FVTPL are recognized immediately in the statement of profit and loss. All recognized financial assets are subsequently measured in their entirety at either amortized cost or fair value, depending on the classification of financial assets.

A) Financial assets

Classification of financial assets:

On initial recognition, a financial asset is classified as:

- (i) Amortized cost
- (ii) Fair value through other comprehensive income (FVOCI)
- (iii) Fair value through profit and loss (FVTPL)

Financial assets are not reclassified subsequent to their initial recognition, except if and in the period the Group changes its business model for managing financial assets.

(i) Financial assets carried at amortized cost

A financial asset is subsequently measured at amortized cost if it is held within a business model whose objective is to hold the asset in order to collect contractual cash flows and the contractual terms of the financial asset give rise to cash flows that are solely payments of principal and interest on the principal amount outstanding.

Financial assets at fair value through comprehensive income

A financial asset is subsequently measured at fair value through other comprehensive income if it is held within a business model whose objective is achieved by both collecting contractual cash flows and selling financial assets and the contractual terms of the financial asset give rise on specified dates to cash flows that are solely payments of principal and interest on the principal amount outstanding.

Financial assets at fair value through profit and loss

A financial asset which is not classified in any of the above categories are subsequently fair valued through profit or loss.

B) Financial liabilities: classification, subsequent measurement and derecognition:

Financial liabilities carried at amortized cost

Financial liabilities are subsequently carried at amortized cost using the effective interest method. For trade and other payables maturing within one year from the balance sheet date, the carrying amounts approximate fair value due to the short maturity of these instruments.

Financial liabilities at fair value through profit and loss

A financial liabilities which is not classified in any of the above categories are subsequently carried at fair value through profit or loss.

Derecognition

Financial assets

The Group derecognizes a financial asset when the contractual rights to the cash flows from the financial asset expire, or it transfers the right to receive the contractual cash flows in a transaction in which substantially all of the risks and rewards of ownership of the financial assets are transferred or in which the Group neither transfers nor retains substantially all of the risks and rewards of ownership and does not retain control of the financial asset.

If the Group enters into transactions whereby it transfers assets recognized on its balance sheet, but retains either all or substantially all of the risks and rewards of the transferred assets, the transferred assets are not derecognized.

Financial liabilities

The Group derecognizes a financial liability when its contractual obligations are discharged or cancelled, or expire. The Group also derecognizes a financial liability when its terms are modified and the cash flows under the modified terms are substantially different. In this case, a new financial liability based on the modified terms is recognized at fair value. The difference between the carrying amount of the financial liability extinguished and a new financial liability with modified terms is recognized in the consolidated statement of profit and loss.

Offsetting

Financial assets and financial liabilities are offset and the net amount presented in the consolidated balance sheet when, and only when, the Group currently has a legally enforceable right to set off the amounts and it intends either to settle them on a net basis or realize the asset and settle the liability simultaneously.

(xiv) Derivative financial instruments

a. Fair value hedge

Changes in the fair value of derivatives that are designated and qualify as fair value hedges are recognised in statement of profit and loss immediately, together with any changes in the fair value of the hedged asset or liability that are attributable to the hedged risk. Hedge accounting is discontinued when the Group revokes the hedge relationship, the hedging instrument or hedged item expires or is sold, terminated, or exercised or no longer meets the criteria for hedge accounting.

The Group applies fair value hedge for the gold purchased whose price is to be fixed in future. Therefore, there will be no impact of the fluctuation in the price of the gold on the Group's profit for the period. The Group has designated the trade payables pertaining to gold taken on loan from banks ('unfixed gold') as a fair value hedge to the corresponding gold inventory purchased on loan.



CaratLane Trading Private Limited

Material accounting policies and notes to the consolidated financial statements

b. Cash flow hedge

The Group uses derivative financial instruments to manage risks associated with gold price fluctuations relating to certain highly probable forecasted transactions. The Group has designated derivative financial instruments taken for gold price fluctuations as "cash flow" hedges relating to highly probable forecasted transactions.

The use of derivative financial instruments is governed by the Group's policies approved by the Board of Directors, which provide written principles on the use of such instruments.

Hedging instruments are initially measured at fair value, and are re-measured at subsequent reporting dates. Changes in the fair value of these derivatives that are designated and effective as hedges of future cash flows are recognised in Other comprehensive income and accumulated under the heading cash flow hedge reserve and the ineffective portion is recognised immediately in the statement of profit and loss.

Hedge accounting is discontinued when the hedging instrument expires or no longer qualifies for hedge accounting. For forecasted transactions, any cumulative gain or loss on the hedging instrument recognised in hedging reserve is retained until the forecast transaction occurs upon which it is recognised in the consolidated statement of profit and loss. If a hedged transaction is no longer expected to occur, the net cumulative gain or loss accumulated in hedging reserve is recognised immediately to the statement of profit and loss. The Group has designated derivative financial instruments taken for gold price fluctuations as "cash flow" hedges relating to highly probable forecasted transactions.

(xv) Provisions and contingent liabilities

a. General

Provisions are recognized when the Group has a present obligation (legal or constructive) as a result of a past event, it is probable that an outflow of resources embodying economic benefits will be required to settle the obligation and a reliable estimate can be made of the amount of the obligation. When the Group expects some or all of a provision to be reimbursed, the expense relating to a provision is presented in the consolidated statement of profit and loss net of any reimbursement. If the effect of the time value of money is material, provisions are discounted using a current pre-tax rate that reflects, when appropriate, the risks specific to the liability. When discounting is used, the increase in the provision due to the passage of time is recognized as a finance cost.

Product warranty costs are determined based on past experience and provided for in the year of sale.

b. Contingent liabilities

A disclosure for contingent liabilities is made where there is a possible obligation or a present obligation that may probably not require an outflow of resources. When there is a possible or a present obligation where the likelihood of outflow of resources is remote, no provision or disclosure is made.

c. Onerous contracts

Provision for onerous contracts i.e. contracts where the expected unavoidable cost of meeting the obligations under the contract exceed the economic benefits expected to be received under it, are recognized when it is probable that an outflow of resources embodying economic benefits will be required to settle a present obligation as a result of an obligating event based on a reliable estimate of such obligation.

(xvi) Cash and cash equivalents

Cash and cash equivalents comprise of cash on hand, demand deposits with banks and balances with banks. The Group considers all highly liquid investments with an original maturity at the date of purchase of three months or less and that are readily convertible to known amounts of cash to be cash equivalents.

(xvii) Consolidated cash flow statement

Cash flows are reported using the indirect method, whereby net loss before tax is adjusted for the effects of transactions of a non-cash nature, any deferrals or accruals of past or future operating cash receipts or payments and item of income or expenses associated with investing or financing cash flows. The cash flows from operating, investing and financing activities of the Group are segregated.

(xviii) Borrowing Cost

Borrowing costs are interest and other costs incurred in connection with borrowing of funds. The borrowing cost includes interest expense accrued on gold on loan taken from banks. Borrowing costs attributable to acquisition or construction of an asset which necessarily take a substantial period of time to get ready for their intended use are capitalized as part of the cost of asset. Other borrowing costs are recognized as an expense in the period in which they are incurred.

(xix) Earning per share

Basic Earnings Per Share

Basic earnings per share is calculated by dividing the profit (or loss) by the weighted average number of equity shares outstanding during the year. The weighted average number of equity shares outstanding during the year is adjusted for bonus issue, bonus element in a rights issue to existing shareholders, share split and reverse share split (consolidation of shares).

Diluted Earnings Per Share

Diluted earnings per share is computed by dividing the profit (considered in determination of basic earnings per share) after considering the effect of interest and other financing costs or income (net of attributable taxes) associated with dilutive potential equity shares by the weighted average number of equity shares considered for deriving basic earnings per share adjusted for the weighted average number of equity shares that would have been issued upon conversion of all dilutive potential equity shares.

(xx) Segment Reporting

Operating segments are reported in a manner consistent with the internal reporting provided to the Chief Operating Decision Maker ("CODM"). The Board of Directors of the Group assesses the financial performance and position of the Group. The Managing Director and Chief executive officer has been identified as the CODM.

The Group operates in one segment only i.e. Jewellery. The CODM evaluates the Group's performance based on the revenue and operating income from the sale of Jewellery. Accordingly, no additional segment disclosure has been made for the business segment.

In terms of geographical segment, since the Group operates only in India, there is only one geographical segment, i.e. India. Accordingly, no additional disclosure has been made for geographical segment information.

4 Ministry of Corporate Affairs ("MCA") notifies new standards or amendments to the existing standards under Companies (Indian Accounting Standards) Rules as issued from time to time.

In May 2025, MCA notified amendments to Ind AS 21 - The Effects of Changes in Foreign Exchange Rates, applicable w.e.f. April 1, 2025. The Group has reviewed the amendment and based on its evaluation has determined that it does not have any significant impact in its financial statements.

In August 2025, MCA notified the following amendments to

i) Ind AS 1, Presentation of Financial Statements, applicable w.e.f. April 1, 2025 - The amendment relates to classification of liabilities as current or non-current and non-current liabilities with covenants. In the context of classifying a liability as current, it removes the requirement of existence of a right to defer settlement for at least 12 months after the reporting date and instead requires that the said right should exist on the reporting date and have substance. The amendment also introduces guidance on classification of liabilities with covenants. The Group has no impact of these amendments in its classification criteria of current and non-current liabilities.

ii) Ind AS 7, Statement of Cash Flows and Ind AS 107, Financial Instruments - Disclosures, applicable w.e.f. April 1, 2025 - The amendment in Ind AS 7 requires to inform users of financial statements of the existence of supplier finance arrangements and explain the nature of the arrangements, the carrying amount of liabilities and the range of payment due dates. Ind AS 107 has been amended to add supplier finance arrangements as a factor that may cause concentration of liquidity risk. The Group has reviewed the amendment and based on its evaluation has determined that it does not have any impact in its financial statements.

iii) Ind AS 12, International Tax Reform - Pillar Two Model Rules applicable immediately - The amendments provide a temporary mandatory relief from deferred tax accounting for top-up tax and disclose that they have applied the relief. The Group has reviewed the amendment and based on its evaluation has determined that it does not have any impact in its financial statements.





CaratLane Trading Private Limited

Notes to the consolidated financial statements for the year ended 31 March 2026
(All amounts in INR lakhs, unless otherwise stated)

5(i) Pre-2025 plant and equipment*

Particulars	Gross carrying amount			Accumulated depreciation			Carrying amount (net)	
	As at 1 April 2025	Additions	Disposals/Write off	As at 31 March 2026	Charge for the year	Disposals/Write off	As at 31 March 2026	As at 31 March 2025
Tangible assets								
Furniture and fittings	1,998	245	589	1,654	296	327	602	1,052
Leasehold improvements	5,958	1,459	2,287	5,130	1,361	1,565	2,879	2,251
Computer equipment	1,934	115	421	1,628	1,574	407	1,434	194
Computer server	29	-	-	29	12	-	29	-
Office equipment	2,903	2,328	723	4,508	1,427	500	15,113	2,897
Lay-off machine	1,775	229	470	1,534	327	105	335	1,199
Vehicles	3	-	-	3	113	-	3	-
Total	14,600	4,376	4,490	14,486	2,653	2,924	6,793	7,693

Particulars	Gross carrying amount			Accumulated depreciation			Carrying amount (net)	
	As at 1 April 2024	Adjustments/Asset held for sale (Also refer Note 38)	Additions	Disposals/Write off	As at 1 April 2024	Adjustments/Asset held for sale (Also refer Note 38)	Charge for the year	As at 31 March 2025
Tangible assets								
Furniture and fittings	2,064	22	225	212	551	4	206	637
Leasehold improvements	5,824	5	402	273	2,116	2	1,074	3,083
Computer equipment	1,982	63	153	264	1,346	34	451	1,574
Computer server	350	-	-	9	22	-	3	17
Stock, inventory	3,870	112	306	385	1,106	45	527	1,427
Office equipment	1,365	51	514	186	1,775	15	101	327
Vehicles	3	-	-	3	2	-	1	1
Total	14,396	253	1,600	1,449	5,658	100	3,363	7,064

*Refer Note 38(a) for details of security.
(Refer assets amounts less than INR 50,000)

5(ii) Intangible assets

Particulars	Gross carrying amount			Accumulated depreciation			Carrying amount (net)	
	As at 1 April 2025	Additions	Disposals/Write off	As at 31 March 2026	Charge for the year	Disposals/Write off	As at 31 March 2026	As at 31 March 2025
Intangible assets								
Computer software	7,945	1,496	5	9,436	1,729	5	7,637	2,399
Website	339	-	-	339	-	-	240	-
Total	8,184	1,496	5	9,775	1,729	5	7,217	2,399

5(iii) Intangible assets

Particulars	Gross carrying amount			Accumulated amortization			Carrying amount (net)	
	As at 1 April 2024	Adjustments/Asset held for sale (Also refer Note 38)	Additions	Disposals/Write off	As at 1 April 2024	Adjustments/Asset held for sale (Also refer Note 38)	Charge for the year	As at 31 March 2025
Intangible assets								
Computer software	6,786	86	1,211	136	3,468	68	1,857	186
Website	436	-	239	234	239	-	33	118
Total	7,222	86	1,450	560	3,892	69	1,890	298

CaratLane Trading Private Limited

Notes to the consolidated financial statements for the year ended 31 March 2026

(All amounts in INR lakhs, unless otherwise stated)

5(iii) Capital Work in Progress

(A) Movement of Capital Work in Progress

As at 31 March 2026

Particulars	As at 1 April 2025	Additions	Capitalisation during the year	As at 31 March 2026
Capital Work in Progress *	0	1,023	1,023	0
Total	0	1,023	1,023	0

*Represents amounts less than INR 50,000

As at 31 March 2025

Particulars	As at 1 April 2024	Additions	Disposals	As at 31 March 2025
Capital Work in Progress *	68	11	79	0
Total	68	11	79	0

* Represents amount less than INR 50,000

Notes :

- There are no projects as on 31 March 2026 and 31 March 2025 where the project timelines are overdue
- There are no projects as on 31 March 2026 and 31 March 2025 where the cost exceeded the original plan approved by the Board of Directors.

(B) Ageing of Capital Work in Progress

As at 31 March 2026

Particulars	Amount in CWIP for a period				Total
	Less than 1 year	1-2 years	2-3 years	More than 3 years	
(a) Projects in progress	0	-	-	-	0
Total	0	-	-	-	0

As at 31 March 2025

Particulars	Amount in CWIP for a period				Total
	Less than 1 year	1-2 years	2-3 years	More than 3 years	
(a) Projects in progress*	68	-	-	-	68
Total	68	-	-	-	68

*Represent amount less than INR 50,000

5(iv) Ageing of Intangible assets under development:

(A) Movement of Intangible assets under development :

As at 31 March 2026

Particulars	As at 1 April 2025	Additions	Capitalisation during the year	Reversals	As at 31 March 2026
Intangible assets under development	448	940	1,381	-	7
Total	448	940	1,381	-	7

As at 31 March 2025

Particulars	As at 1 April 2024	Additions	Capitalisation during the year	Reversals	As at 31 March 2025
Intangible assets under development	332	1,578	1,391	71	448
Total	332	1,578	1,391	71	448

(B) Ageing of Intangible assets under development :

As at 31 March 2026

Particulars	Amount in Intangible assets under development for a period				Total
	Less than 1 year	1-2 years	2-3 years	More than 3 years	
(a) Projects in progress	7	-	-	-	7
Total	7	-	-	-	7

As at 31 March 2025

Particulars	Amount in Intangible assets under development for a period				Total
	Less than 1 year	1-2 years	2-3 years	More than 3 years	
(a) Projects in progress	448	-	-	-	448
Total	448	-	-	-	448

Notes :

- As of March 31, 2025, the implementation of the new Oracle ERP system has exceeded the originally planned timelines. The project is implemented in the financial year 2025-26
- There are no projects as on 31 March 2026 where the project timelines are overdue and there were no projects apart from the above mentioned ERP project where the project timelines were overdue as on 31 March 2025.
- There are no projects as on 31 March 2026 and 31 March 2025 where the cost exceeded the original plan approved by the Board of Director.



CaratLane Trading Private Limited

Notes to the consolidated financial statements for the year ended 31 March 2026

(All amounts in INR lakhs, unless otherwise stated)

6 Right of use assets*

Particulars	As at 31 March 2026	As at 31 March 2025
<i>Buildings</i>		
Balance at the beginning of the year	35,514	32,797
Add Additions	10,319	5,211
Less Modifications / Terminations	10,109	2,494
Balance at the end of the year	35,724	35,514
<i>Accumulated amortisation</i>		
Balance at the beginning of the year	10,897	8,115
Add Amortisation expense	5,081	4,585
Less Modifications / Terminations	4,681	1,803
Balance at the end of the year	11,297	10,897
Net carrying value	24,427	24,617

*Also refer note 30

7 (i) Other financial assets

Particulars	As at 31 March 2026	As at 31 March 2025
<i>Unsecured, considered good</i>		
Security deposits	2,665	2,158
Lease receivables (Refer note 30)	10,461	9,381
Deposits under Lien (Refer note 11(3))	2	2
Other deposits	176	89
	13,304	11,630

8 Income tax

a) The following is the analysis of deferred tax assets/(liabilities):

Particulars	As at 31 March 2026	As at 31 March 2025
Deferred tax assets	4,033	3,418
	4,033	3,418

Particulars	As at 1 April 2025	Recognised in other comprehensive income	Recognised in the statement of profit and loss	Recognised in retained earning	As at 31 March 2026
Deferred tax assets					
Provision for doubtful trade receivables	3	-	-	-	3
Property, plant and equipment	513	-	485	-	998
Employee benefits	587	7	50	-	644
Forward contracts	1	-	(1)	-	(0)
Impairment	1,284	-	133	-	1,417
MSME Payments	27	-	(2)	-	25
ROU assets	(6,196)	-	48	-	(6,148)
Lease liabilities	9,672	-	224	-	9,896
Provision for warranty	26	-	9	-	35
Others	(2,499)	-	(338)	-	(2,837)
	3,418	7	608	-	4,033

Particulars	As at 1 April 2024	Recognised in other comprehensive income	Recognised in the statement of profit and loss	Recognised in retained earning	As at 31 March 2025
Deferred tax assets					
Provision for doubtful trade receivables	4	-	(1)	-	3
Property, plant and equipment (incl ROU assets)	239	-	274	-	513
Employee benefits	503	6	78	-	587
Forward contracts	-	-	1	-	1
Impairment	-	-	1,284	-	1,284
MSME Payments	-	-	27	-	27
ROU assets	(6,194)	-	(2)	-	(6,196)
Lease liabilities	8,871	-	801	-	9,672
Carry forward losses and unabsorbed depreciation	1,347	-	(1,347)	-	-
Provision for property, plant and equipment	29	-	(29)	-	-
Provision for warranty	64	-	(38)	-	26
ESOP liabilities	503	-	(503)	-	-
Others	(2,075)	-	(424)	-	(2,499)
	3,292	6	120	-	3,418



CaratLane Trading Private Limited

Notes to the consolidated financial statements for the year ended 31 March 2026

(All amounts in INR lakhs, unless otherwise stated)

8 Income tax (continued)

b) Amounts recognised in statement of profit and loss

Particulars	For the year ended 31 March 2026	For the year ended 31 March 2025
Income tax expenses		
Current tax	9,524	3,523
Deferred tax	(608)	(121)
Income tax included in other comprehensive income on: - Remeasurement of employee defined benefit plans	(7)	(6)
Tax expense for the year	8,909	3,396

c) The reconciliation between the provision of income tax and amounts computed by applying the Indian statutory income tax rate to profit before taxes

Particulars	For the year ended 31 March 2026	For the year ended 31 March 2025
Profit before tax	35,710	20,143
Enacted income tax rate in India	25.17%	25.17%
Computed expected tax expense	8,987	5,070
Effect of:		
Effect of deferred taxes on Carryforward losses, unabsorbed depreciation and others not recognised in earlier year	-	-
Effect of expenses that are not deductible in determining taxable profit	71	(129)
Effect of utilisation of carryforward losses and unabsorbed depreciation against current years profit	-	(136)
Effect of impairment	-	(1,284)
Effect of tax rates in foreign jurisdictions	-	(95)
Others	-	(24)
Income tax expense recognised in the statement of profit and loss	8,916	3,402

d) The following table provides the details of income tax assets and income tax liabilities as of 31 March 2026 and 31 March 2025:

Particulars	As at 31 March 2026	As at 31 March 2025
Income tax assets (net)	540	1,399
Current tax liabilities (net)	7	8
Net income tax assets at the end of the year	533	1,391

Particulars	For the year ended 31 March 2026	For the year ended 31 March 2025
Net current income tax assets at the beginning of the year	1,391	1,016
Income tax paid	9,533	4,049
Provision created during the year	9,524	3,523
Refund received during the year *	867	151
Net current income tax assets at the end of the year	533	1,391

* During the year ended 31 March 2026, refund had been received for Assessment Year 2024-25 of INR 927 Lakhs including Interest on refund amounting to INR 60 Lakhs

9 Other non-current assets

Particulars	As at 31 March 2026	As at 31 March 2025
<i>Unsecured, considered good</i>		
Capital advances	81	77
Deferred rental deposit (Refer note below)	242	248
Prepayments	-	2
Balance with government authorities	3,724	6,075
	4,047	6,402

Note :

Deferred rental deposit represents discounted value of deposit as per Ind AS 109

10 Inventories

Particulars	As at 31 March 2026	As at 31 March 2025
Raw materials	40,902	24,917
Work-in-progress	1,398	1,978
Finished goods	185,202	130,726
Stock-in-trade	16,807	17,156
	244,309	174,777

Notes :

- (i) The cost of inventories recognised as an expense includes INR 166 lakhs (previous year INR 4 lakhs) in respect of write down of inventory to net-realizable value.
- (ii) The inventory includes gold purchased on loan from banks amounting to INR 55,257 lakhs (previous year INR 76,696 lakhs)
- (iii) Inventory includes 1,246 kg of Gold out of which 1,248 kg are hedged through gold loan from bank, future contracts, Treasure Chest Gold saving scheme and open orders and 2 kgs are extra hedged as at 31 March 2026. Carrying value of the gold pledged as security for loan is INR 55,257 lakhs (Previous year Inventory includes 1,333 kg of Gold out of which 1,330 kg are hedged through gold loan from bank, future contracts and open orders and 3 kg are unhedged as at 31 March 2025. Carrying value of the gold pledged as security for loan is INR 76,696 lakhs)
- (iv) Refer point 3(vii) under material accounting policies for mode of valuation
- (v) Remaining value of inventories are given as security on pari-passu basis for bank overdraft and cash card. Also refer notes 18(i)
- (vi) Inventory lying with the job worker amounting to INR 21,020 lakhs (Previous year INR 16,194 lakhs)



CaratLane Trading Private Limited

Notes to the consolidated financial statements for the year ended 31 March 2026

(All amounts in INR lakhs, unless otherwise stated)

11 Financial assets

(i) Trade receivables

Particulars	As at 31 March 2026	As at 31 March 2025
Unsecured		
Trade receivables, considered good	1,415	660
Receivables from related parties (Refer note 29)	469	496
Less: Allowance for doubtful trade receivables	-	-
	<u>1,884</u>	<u>1,156</u>
Trade receivables, credit impaired	11	24
Less: Allowance for doubtful trade receivables	(11)	(24)
	<u>1,884</u>	<u>1,156</u>

(a) Ageing of receivables :

As at 31 March 2026

Particulars	Outstanding for following periods from date of invoice					Total
	Less than 6 months	6 months - 1 year	1-2 years	2-3 years	More than 3 years*	
(i) Undisputed Trade receivables – considered good	1,883	1	-	-	-	1,884
(ii) Undisputed Trade Receivables – which have significant increase in credit risk	-	-	-	-	-	-
(iii) Undisputed Trade Receivables – credit impaired	11	-	-	-	-	11
(iv) Disputed Trade Receivables – considered good	-	-	-	-	-	-
(v) Disputed Trade Receivables – which have significant increase in credit risk	-	-	-	-	-	-
(vi) Disputed Trade Receivables – credit impaired	-	-	-	-	-	-
Total	1,893	1	-	-	-	1,895

*Represents amounts less than INR 50,000

As at 31 March 2025

Particulars	Outstanding for following periods from date of invoice					Total
	Less than 6 months	6 months - 1 year	1-2 years	2-3 years	More than 3 years	
(i) Undisputed Trade receivables – considered good	1,132	15	9	1	0	1,156
(ii) Undisputed Trade Receivables – which have significant increase in credit risk	-	-	-	-	-	-
(iii) Undisputed Trade Receivables – credit impaired	24	-	-	-	-	24
(iv) Disputed Trade Receivables – considered good	-	-	-	-	-	-
(v) Disputed Trade Receivables – which have significant increase in credit risk	-	-	-	-	-	-
(vi) Disputed Trade Receivables – credit impaired	-	-	-	-	-	-
Total	1,156	15	9	1	0	1,180

(b) Movement in the expected credit loss allowance :

Particulars	As at 31 March 2026	As at 31 March 2025
Balance at the beginning of the year	24	16
Provision created/(reversed) during the year	(13)	8
Balance at the end of the year	11	24



CaratLane Trading Private Limited

Notes to the consolidated financial statements for the year ended 31 March 2026

(All amounts in INR lakhs, unless otherwise stated)

11 Financial assets (continued)

(ii) Cash and cash equivalents

Particulars	As at	As at
	31 March 2026	31 March 2025
Cash on hand	965	651
Balances with banks :		
(i) in current account	3,439	3,089
(ii) in EEFC account	58	610
	4,462	4,350
Bank overdrafts repayable on demand and used for cash management purposes	-	(1,937)
Cash and cash equivalents in the statement of cash flows	4,462	2,413

Note: The balance under current account includes funds in transit primarily for credit card receipts yet to be credited to the Company of INR 396 lakhs (Previous year: INR 615 lakhs)

(iii) Other bank balances

Particulars	As at	As at
	31 March 2026	31 March 2025
Deposits placed for Gold hedging	157	639
Deposits under Lien (Refer note below)	197	198
Total	354	837

Note: Represents fixed deposits placed with banks for duty free gold purchased for export purpose and deposits placed for disputed due of indirect taxes

(iv) Loans receivable

Particulars	As at	As at
	31 March 2026	31 March 2025
<i>Unsecured, considered good</i>		
Employee loans	110	94
	110	94

(v) Other financial assets

Particulars	As at	As at
	31 March 2026	31 March 2025
<i>Unsecured, considered good</i>		
Lease receivables (Refer note 30)	1,794	1,637
Security deposits	580	605
Interest receivable from StudioC (Refer Note 29)	-	-
Interest accrued on fixed deposits	33	64
Accrued Income (Refer note (b) below)	15	26
Other receivable (Refer note (a) below)	4,164	3,657
Refund receivable from government authorities	190	64
Margin money for gold future contracts	5,881	4,265
	12,657	10,318

Notes :

(a) Balance pertains to amount receivable from franchisee's towards reimbursement of day to day expenditure

(b) Accrued income represents balance towards bill discounting for vendor invoices and duty drawback receivable.

12 Other current assets

Particulars	As at	As at
	31 March 2026	31 March 2025
<i>Unsecured, considered good</i>		
Balance with government authorities (Refer Note (a) below)	18,465	15,556
Prepayments	817	792
Right to recover returned goods (Refer note 33)	264	319
Advance to suppliers	3,919	2,100
	23,465	18,767

Note:

(a) Balance with government authorities pertains current and non current GST credits of INR 22,189 lakhs (Previous year: INR 21,629 lakhs) in respect to GST input credit, transitional credit, deemed credit and refund receivable.

(b) Right to recover returned goods represents the amount of goods expected to be received by the Company on account of sales return. Also, refer disclosure made under note 33



CaratLane Trading Private Limited

Notes to the consolidated financial statements for the year ended 31 March 2026

(All amounts in INR lakhs, unless otherwise stated)

13 Share capital

Particulars	As at 31 March 2026		As at 31 March 2025	
	No of shares	Amount	No of shares	Amount
Authorised share capital				
Equity share of INR 2 each with voting rights	49,953,234	999	49,953,234	999
Total authorised share capital	49,953,234	999	49,953,234	999
Issued, subscribed and fully paid up equity share capital				
Equity share of INR 2 each with voting rights	33,346,141	667	33,346,141	667
Total issued share capital	33,346,141	667	33,346,141	667

(i) Rights, preferences and restrictions attached to shares

The Company has only one class of equity shares having a par value of INR 2. Each holder of equity shares is entitled to one vote per share. The dividend proposed by the Board of Directors is subject to approval by the shareholders at the ensuing Annual General Meeting.

In the event of liquidation of the company, the holders of equity shares will be entitled to receive remaining assets of the Company after distribution of all preferential amounts. The distribution will be in proportion to the number of equity shares held by the shareholders.

(ii) Shares reserved for issue under Employee Stock Option Scheme

During the financial year 2017-18, the Company introduced CaratLane Stock Option Plan 2017 ('the Plan'). This Plan supersedes the following stock options and stock option plans:

- Executive Management Stock Option Scheme 2009
- CaratLane Trading India Private Limited Stock Option Scheme for Consultants, 2013
- Senior Management Stock Option Scheme, 2012

As per the plan, Board of Directors grants options to the employees of the Company. The vesting period of the option is one to four years from the date of grant. Options granted under the Scheme can be exercised within a period of six years from the date of vesting. For employees leaving the organization, an option can be exercised within 3 months from the date of resignation.

A maximum of 714,017 options are issuable under this plan.

Cash settled options

Particulars	For the year ended 31 March 2026	For the year ended 31 March 2025
Options outstanding at the beginning of the year	21,387	52,812
Options granted during the year	-	-
Options forfeited during the year	-	(15,000)
Options converted to cash settled during the year (Refer note below)	-	-
Options settled during the year	(16,937)	(16,425)
Outstanding at the end of the year	4,450	21,387

Note:

1. During the year ended 31 March 2024, Board on 13 December 2023 had approved the conversion of the existing ESOP plan to cash settled plan and approved cash settlement of outstanding Vested and unexercised Options to all eligible employees/ ex- employees on surrender of the said Vested and unexercised Options. The Board further approved the net cash payout of INR 20,083 Lakhs (adjusted for exercise price amounting to INR 608 Lakhs as applicable to the respective employees/ ex- employees) to be paid in lieu of the total 4,11,499 Vested and unexercised Options under the Company's ESOP Plan to the eligible employees/ ex-employees on surrender of the said Vested and unexercised Options.

Net change after adjusting the ESOP reserve with the consideration has been debited to retained earnings under the head of Other equity, amounting to INR 14,481 Lakhs (net of tax of INR 4,870 Lakhs). For unvested options, net change after adjusting the related ESOP reserve with the fair value on the date of modification of the plan has been debited to retained earnings under the head of Other equity, amounting to INR 1,349 Lakhs (net of tax of INR 454 Lakhs).

2. As at 31 March 2024, there are 52,812 options outstanding pending settlement, of which 16,200 have vested and 36,612 are unvested. These options have been fair valued at INR 5,028 per option amounting to INR 2,076 Lakhs. The impact of fair valuation of cash settled ESOP plan from the date of modification to 31 March 2024 has been debited to statement of profit and loss amounting to INR 166 lakhs.

3. As at 31 March 2025, there are 21,387 options outstanding pending settlement, of which 16,600 have vested and 4,787 are unvested. These options have been fair valued at INR 3,844 per option amounting to INR 723 Lakhs. The impact of fair valuation of cash settled ESOP has been credited to statement of profit and loss amounting to INR 354 lakhs. Further 15,000 options having value of INR 541 lakhs have been forfeited in the current year.

4. As at 31 March 2026, there are 4,450 options outstanding fully vested pending settlement. These options have been fair valued at INR 3,844 per option amounting to INR 171 Lakhs.

Fair value measurement

The fair value at grant date is determined using the Black-Scholes-Merton Model which takes into account the exercise price, the term of the option, the share price at grant date and expected price volatility of the underlying share, the expected dividend yield and the risk free interest rate for the term of the option.

The fair value of the options is estimated using the Black-Scholes-Merton Model with the following assumptions:

Particulars	31 March 2026	31 March 2025
Fair Value	3,844	3,844
Share Price	3,845	3,845
Risk free rate (%)	6.73%	6.73%
Adjusted Beta	1.53	1.53
Equity Risk premium	0.07	0.07
Country risk premium	1.60%	1.60%
India Inflation	4.00%	4.00%
US Inflation	2.00%	2.00%
Average Cost of Equity	13.26%	13.26%
No. of options	4,450	21,387



CaratLane Trading Private Limited

Notes to the consolidated financial statements for the year ended 31 March 2026
(All amounts in INR lakhs, unless otherwise stated)

13 Share capital (continued)**(iii) Reconciliation of the shares outstanding at the beginning and at the end of the year**

Particulars	As at 31 March 2026		As at 31 March 2025	
	No. of shares	Amount INR In lakhs	No. of shares	Amount INR In lakhs
<i>Equity shares with voting rights</i>				
At the beginning of the year	33,346,141	667	33,346,141	667
At the end of the year	33,346,141	667	33,346,141	667

iv) Details of shares held by shareholders holding more than 5% of the aggregate shares in the Company

Particulars	As at 31 March 2026		As at 31 March 2025	
	No. of shares held	% holding	No. of shares held	% holding
<i>Equity shares with voting rights</i>				
Titan Company Limited (Refer notes below)	33,343,141	100%	33,343,141	100%
Total	33,343,141	100%	33,343,141	100%

(v) Shareholding of promoters

Promoter name	As at 31 March 2026			As at 31 March 2025		
	No. of Shares	% of total shares	% Change during the year	No. of Shares	% of total shares	% Change during the year
Titan Company Limited (Refer notes below)	33,343,141	100%	-	33,343,141	100%	0%

Notes :

1 During the year ended 31 March 2025, 3,000 number of shares held by shareholders other than promoters have been transferred to Titan Company Limited. Post this transfer, the company has become the wholly owned subsidiary of Titan Company Limited.

2 Includes shares held by directors jointly with Titan Company Limited and Nominee Directors.

(vi) Information regarding issue of shares in last five years

- The Company has not issued any shares without payment being received in cash
- The Company has not issued any bonus shares
- The Company has not undertaken any buy-back of shares



CaratLane Trading Private Limited

Notes to the consolidated financial statements for the year ended 31 March 2026

(All amounts in INR lakhs, unless otherwise stated)

14 Other equity

Particulars	As at	As at
	31 March 2026	31 March 2025
Securities premium <i>(Amounts received on issue of shares in excess of the par value has been classified as securities premium)</i>	41,149	41,149
Retained earnings (Refer Note 13) <i>(Retained earnings comprise of the Company's prior years' losses after tax)</i>	12,314	(14,480)
Foreign currency translation reserve <i>(Represents reinstatement of foreign currency balances of subsidiary)</i>	(255)	(276)
Other comprehensive income <i>(Represents actuarial gain or loss on remeasurement of net defined benefit liability)</i>	(644)	(623)
	<u>52,564</u>	<u>25,770</u>

15 Financial liabilities - Non Current**i. Borrowings**

Particulars	As at	As at
	31 March 2026	31 March 2025
At amortised cost:		
Unsecured		
Long-term borrowings Term loan (Refer note 1 & 2 below)	14,146	19,033
Less: Current maturities of long-term borrowings	(4,887)	(4,887)
	<u>9,259</u>	<u>14,146</u>

Notes :

- There were no new loans taken by the company during the year ended 31 March 2026.
- During the FY 2025-26 an amount of INR 4,887 lakhs has been repaid relating to the above unsecured loans.
- The interest rate on the term loan ranges between 5.40% to 7.68% per annum (PY: 7.23% to 7.68% per annum) and payable over 60 equal monthly installments beginning from January 2024.
- During the year ended 31 March 2025 the Company has taken unsecured term loan amounting to INR 6,996 lakhs from HDFC Bank Ltd for brand building activities.

ii. Lease liabilities

Particulars	As at	As at
	31 March 2026	31 March 2025
Lease liabilities (Refer note 30)	33,299	33,248
	<u>33,299</u>	<u>33,248</u>

iii. Other financial liabilities

Particulars	As at	As at
	31 March 2026	31 March 2025
Rental deposit	1,081	603
Cash settled ESOP liability (Refer note 13)	-	10
	<u>1,081</u>	<u>613</u>

16 Provisions

Particulars	As at	As at
	31 March 2026	31 March 2025
Provision for gratuity [Refer note 31] - Long Term	1,537	1,345
	<u>1,537</u>	<u>1,345</u>

17 Other non-current liabilities

Particulars	As at	As at
	31 March 2026	31 March 2025
Deferred rental liability	286	256
	<u>286</u>	<u>256</u>

Note :

Deferred rental liability represents discounted value of security deposit as per Ind AS 109.



CaratLane Trading Private Limited

Notes to the consolidated financial statements for the year ended 31 March 2026
(All amounts in INR lakhs, unless otherwise stated)

18 Financial liabilities - Current

i. Borrowings

Particulars	As at	
	31 March 2026	31 March 2025
Secured		
Bank overdraft and cash credit (Refer Note 1 Below)	88,500	31,937
Unsecured		
Bill discounting (Refer Note 2 Below)	748	2,340
Commercial paper (Refer Note 34)	-	19,736
Current maturities of long term borrowings (Refer Note 15(i))	4,887	4,887
	<u>94,135</u>	<u>58,900</u>

Notes :

- 1 Secured against the Company's inventory, receivables and Property, Plant and Equipment on pari-passu basis. The interest rate on the overdraft varies from 7.50% to 9.50% per annum and is payable at monthly intervals. The overdraft is 2 During the year ended 31 March 2026, the Company has entered into an arrangement with Receivable Exchange of India limited and with credit period ranging between 84 to 179 days and interest rate ranging between 6.05% to 6.90%
- 3 The Company has filed statements as at the quarter end with the banks which are in agreement with the books of accounts as at respective quarter ends

ii. Gold on loan

Particulars	As at	
	31 March 2026	31 March 2025
Secured		
Payable to banks*	55,257	76,696
	<u>55,257</u>	<u>76,696</u>

*Secured against inventory and receivables. Includes amounts payable against gold purchased from various banks under gold on loan scheme. The interest rate of the gold on loan varies from 2.50% to 3.90% per annum as at 31 March 2026 and is payable at monthly intervals. The credit period under the aforesaid arrangement is 180 days from

iii. Lease liabilities

Particulars	As at	
	31 March 2026	31 March 2025
Lease liabilities [refer note 30] - Current	6,020	5,182
	<u>6,020</u>	<u>5,182</u>

iv. Trade payables

Particulars	As at	
	31 March 2026	31 March 2025
Trade payables		
Outstanding dues of micro and small enterprises [Refer note (b) below]	1,567	4,257
Outstanding dues of creditors other than micro and small enterprises		
- Creditors for goods	13,757	11,471
- Creditors for services	13,410	10,762
	<u>28,734</u>	<u>26,490</u>

(a) Ageing of Trade Payables :

As at 31 March 2026:

Particulars	Outstanding for following periods from due date of payment					
	Not due	Less than 1 year	1-2 years	2-3 years	More than 3 years	Total
(i) MSME	1,109	442	9	3	3	1,567
(ii) Others	24,522	2,595	9	7	34	27,167
(iii) Disputed dues - MSME	-	-	-	-	-	-
(iv) Disputed dues - Others	-	-	-	-	-	-
	<u>25,632</u>	<u>3,037</u>	<u>18</u>	<u>10</u>	<u>37</u>	<u>28,734</u>

As at 31 March 2025:

Particulars	Outstanding for following periods from due date of payment					
	Not due	Less than 1 year	1-2 years	2-3 years	More than 3 years	Total
(i) MSME	4,237	20	-	-	-	4,257
(ii) Others	16,192	5,777	180	84	-	22,233
(iii) Disputed dues - MSME	-	-	-	-	-	-
(iv) Disputed dues - Others	-	-	-	-	-	-
	<u>20,429</u>	<u>5,797</u>	<u>180</u>	<u>84</u>	<u>-</u>	<u>26,490</u>



CaratLane Trading Private Limited

Notes to the consolidated financial statements for the year ended 31 March 2026

(All amounts in INR lakhs, unless otherwise stated)

18 Financial liabilities - Current (continued)

v. Other financial liabilities

Particulars	As at	As at
	31 March 2026	31 March 2025
Capital creditors	1,067	290
Cash settled ESOP liability.(Also Refer Note 13)	150	713
Interest payable	493	467
Deposits received	-	30
MTM loss	-	107
Rental deposit - Current	173	148
Payable towards margin money (Refer note 29)	187	637
Employee payables	1,982	1,066
	<u>4,052</u>	<u>3,458</u>

19 Provisions

Particulars	As at	As at
	31 March 2026	31 March 2025
Provision for gratuity (Refer note 31)	268	208
Provision for compensated absences (Refer note 31)	768	708
Provision for warranty	142	105
	<u>1,178</u>	<u>1,021</u>

Note a: Provision for warranty

Movement below is for provision of warranty during the year:

Particulars	As at	As at
	31 March 2026	31 March 2025
Opening balance	105	260
Provisions made during the year	142	105
Utilisations	(105)	(89)
Reversed during the year	-	(171)
Provision at the end of the year	<u>142</u>	<u>105</u>

20 Other current liabilities

Particulars	As at	As at
	31 March 2026	31 March 2025
Deferred rental deposit (Refer note below)	4	4
Statutory dues	560	667
Liability for sales return (Refer note 33)	358	444
Advance from franchisee	271	36
Advance from customers	53,037	18,946
Provision for subvention (Refer note 29)	436	-
Liability for xclusive points	949	484
	<u>55,615</u>	<u>20,581</u>

Note :

1. Deferred rental deposit represents discounted value of deposit as per Ind AS 109.

Note a: Liability for xclusive points

Movement below is for provision of warranty during the year:

Particulars	As at	As at
	31 March 2026	31 March 2025
Opening balance	484	345
Provisions made during the year	949	484
Utilisations	(484)	(345)
Provision at the end of the year	<u>949</u>	<u>484</u>



CaratLane Trading Private Limited

Notes to the consolidated financial statements for the year ended 31 March 2026

(All amounts in INR lakhs, unless otherwise stated)

21 Revenue from operations

Particulars	For the year ended	
	31 March 2026	31 March 2025
Export	3,275	1,209
Domestic	614,767	401,141
Sale of products and services	618,042	402,350
Other operating revenue (Refer Note below)	11,223	16,948
	629,265	419,298

Note :

During the year ended 31 March 2026, the Company sold gold bullion amounting to INR 11,223 lakhs (previous year INR 16,948 lakhs) to various customers dealing in bullion which is disclosed as other operating revenues.

Particulars	For the year ended	
	31 March 2026	31 March 2025
Contracted price	708,019	489,179
Reduction towards variable consideration	78,754	(69,881)
Revenue recognised	629,265	419,298

The reduction towards variable consideration comprises of scheme discounts, incentives, etc.

22 Other income

Particulars	For the year ended	
	31 March 2026	31 March 2025
Franchisee signing fees	405	383
Deferred rental income	452	219
Rent deposit equalization	139	49
Net gain on termination of leases	954	80
Interest income on sublease (Refer Note 30)	1,086	817
Net gain on sale of property, plant and equipment and intangibles	-	1,064
Net gain on sale of current investments	102	112
Net gain or loss on foreign currency translation	52	205
Rental Income	127	111
Interest on Margin Deposit	193	168
Export duty drawback	-	27
Miscellaneous income	775	431
	4,285	3,666

23 (a) Cost of material consumed

Particulars	For the year ended	
	31 March 2026	31 March 2025
Inventories of Raw materials at the beginning of the year	24,917	9,271
Add: Purchases	543,558	355,825
Less: Inventories of Raw Materials at the end of the year	(40,902)	(24,917)
	527,573	340,179

23 (b) Purchases of stock-in-trade

Particulars	For the year ended	
	31 March 2026	31 March 2025
Purchases of traded goods	12,777	17,977
	12,777	17,977



CaratLane Trading Private Limited

Notes to the consolidated financial statements for the year ended 31 March 2026

(All amounts in INR lakhs, unless otherwise stated)

23 (c) Changes in inventories of finished goods, stock-in-trade and work-in-progress

Particulars	For the year ended	
	31 March 2026	31 March 2025
Finished goods		
- Closing stock	185,202	130,726
- Opening stock	130,726	75,047
	(54,476)	(55,679)
Work-in-progress		
- Closing stock	1,398	1,978
- Opening stock	1,978	1,550
	580	(428)
Stock-in-trade		
- Closing stock	16,807	17,156
- Opening stock	17,156	19,633
	349	2,477
Increase in inventory	(53,547)	(53,630)

24 Employee benefits expense

Particulars	For the year ended	
	31 March 2026	31 March 2025
Salaries, wages and bonus	18,078	16,729
Contribution to provident and other funds (refer note 31)	363	388
Staff welfare expense	1,773	1,849
Gratuity expenses	460	412
Employee share based payment expense (refer note 13)	18	(656)
	20,692	18,722

25 Finance cost

Particulars	For the year ended	
	31 March 2026	31 March 2025
Interest on borrowings (Refer note below)	6,584	6,210
Interest on lease liabilities (Refer Note 30.2)	3,473	3,030
Others	288	257
	10,345	9,497

Interest on borrowing includes Interest on Gold on Loan of INR 3,198 Lakhs and Interest on Bank overdraft, Term loan and WCDL of INR 2,239 Lakhs for the year ended 31 March 2026 (Previous year Interest on Gold on Loan of INR 1,721 Lakhs and Interest on Bank overdraft of INR 4,487 Lakhs)

26 Depreciation and amortisation expense

Particulars	For the year ended	
	31 March 2026	31 March 2025
Depreciation of property, plant and equipment (Refer Note 5(i))	2,653	2,363
Depreciation of right of use asset (Refer Note 6)	5,081	4,585
Amortisation of intangible assets (Refer Note 5(ii))	1,729	1,890
	9,463	8,838



CaratLane Trading Private Limited

Notes to the consolidated financial statements for the year ended 31 March 2026

(All amounts in INR lakhs, unless otherwise stated)

27 Other expenses

Particulars	For the year ended	
	31 March 2026	31 March 2025
Advertising	19,646	19,660
Agent commission	35,010	24,680
Rent (Refer note 30)	1,121	618
Freight and forwarding	1,855	2,389
Travelling and conveyance	1,284	2,415
Professional service charges	2,036	3,542
Bank charges	1,110	850
Software expenditure	3,976	3,308
Power and fuel	641	583
Communication expenses	164	174
Rates and taxes	127	225
Director sitting fee (Refer note 29)	-	2
Repairs and maintenance	1,096	1,243
Payments to auditors (Refer note below)	79	79
Corporate Social Responsibility (Refer 27.2 below)	341	217
Loss on sale of property, plant and equipment	14	-
Franchisee expenses	18	-
Property, plant and equipment written off	211	9
Stores and consumables	425	400
Royalty (Refer note 29)	938	622
Miscellaneous expenses	445	222
	70,537	61,238

Notes :

27.1 (i) Payment to auditors (Excluding taxes)

Particulars	For the year ended	
	31 March 2026	31 March 2025
For statutory audit	49	49
For tax audit	2	2
For limited review	27	27
Reimbursement of out-of-pocket expenses	1	1
	79	79

27.2 Corporate Social Responsibility:

(i) Gross amount approved by the board and required to be spent towards corporate social responsibility by the Company during the year: INR 148 lakhs

(ii) Amount spent during the year on:

Particulars	For the year ended	
	31 March 2026	31 March 2025
1. Amount approved by the board to be spent during the year	341	217
2. Amount required to be spent by the company during the year	341	217
3. Amount of expenditure incurred on		
-Construction/acquisition of any asset	-	-
- On purposes other than above	401	217
4. Excess/(Shortfall) at the end of the year	60	-
5. Total of previous years shortfall	(60)	(60)
6. Reason for short fall	-	-
	Health, Education, Skill development,	Health, Education, Skill development,
	Disaster relief, Wellness and Water,	Disaster relief, Wellness and Water,
	Sanitation and Hygiene, Entrepreneurship	Sanitation and Hygiene, Entrepreneurship

(iii) CSR Contribution to Related parties

Particulars	31 March 2026	31 March 2025
Related Parties	-	-
Unrelated parties	341	217

(iv) Details of Unspent obligations :

Particulars	For the year ended 31 March 2026	For the year ended 31 March 2025
Opening Balance	60	72
Amount required to be spent during the year	341	217
Amount spent during the year from Company's bank account	401	217
Amount spent during the year from separate CSR unspent account	-	12
Closing Balance with Company	-	-
Closing Balance in separate CSR unspent account	-	60



CaratLane Trading Private Limited

Notes to the consolidated financial statements for the year ended 31 March 2026

(All amounts in INR Lakhs, unless otherwise stated)

28 Earnings per share

Reconciliation of basic and diluted shares used in computing per share

Particulars	For the year ended	
	31 March 2026	31 March 2025
Basic and diluted profit per share		
Profit after tax	26,794	16,741
Number of weighted average shares considered for calculation of basics earning per share	33,346,141	33,346,141
Add : Dilutive effect of stock options	-	-
Number of weighted average shares considered for calculation of diluted earning per share	33,346,141	33,346,141
Earning per share		
Nominal value of share (in INR)	2	2
Earnings per share - Basic (in INR)	80.35	50.20
Earnings per share - Diluted (in INR)	80.35	50.20

i) Profit attributable to equity shareholders

Particulars	For the year ended	
	31 March 2026	31 March 2025
Profit attributable to equity shareholders (basic)	26,794	16,741
Dilutive effect of stock options	-	-
Profit attributable to equity shareholders (diluted)	26,794	16,741

ii) Weighted-average number of equity shares

Particulars	For the year ended	
	31 March 2026	31 March 2025
Weighted-average number of equity shares (basic)	33,346,141	33,346,141
Dilutive effect of stock options	-	-
Weighted-average number of equity shares (diluted)	33,346,141	33,346,141

29 Related party disclosures

i) Relationship

a) Holding company	Titan Company Limited
b) Key management personnel	Mr. Saumen Bhaumik Mr. Ashok Kumar Sonthalia, Director Mr. C K Venkataraman, Non-executive Director (Resigned w.e.f 31 December 2025) Mr. Ajoy Hiro Chawla, Non-executive Director Ms. Revathi Kant, Additional Director Mr. Manoj Bhanawat, Chief Financial Officer (Resigned w.e.f 10 November 2025) Mr. Jigar Vyas (w.e.f 16 December 2025) Ms. Kalyanibhai Sathish Kumar Rhonac (Company Secretary)
c) Group entity	Tata Sons Private Limited
d) Fellow Subsidiary	Titan Commodity Trading Limited TCL North America

Transactions with the related parties during the year are set out in the table below:

Name of the related party	Nature of transaction	For the year ended	
		31 March 2026	31 March 2025
TCL North America	Sale of products	3,477	1,112
	Subvention expense	436	-
Tata Sons Private Limited	Royalty	937	451
Titan Company Limited	Reversal of Royalty	-	5
	Rent and miscellaneous income	94	128
	Reimbursement of expenses - Encircle	-	30
	Reimbursement of Insurance, salary and other expenses	677	538
	Interest on Corporate guarantee *	-	0

* Represents amount less than INR 50,000



CaratLane Trading Private Limited

Notes to the consolidated financial statements for the year ended 31 March 2026

(All amounts in INR Lakhs, unless otherwise stated)

29 Related party disclosures (continued)

Transactions with the related parties during the year are set out in the table below (Contd):

Name of the related party	Nature of transaction	For the year ended	
		31 March 2026	31 March 2025
Titan Commodity Trading Limited	Commodity Trading Transactions	12,539	3,899
	Cash Margin money	2,264	2,763
	Interest income	193	168
	Commission on commodity trading services	43	30
Key management personnel	Short term employee benefits	938	790
	Long term employee benefits	1	6

Transactions with the related parties during the year are set out in the table below:

Name of the related party	Nature of transaction	For the year ended	
		31 March 2026	31 March 2025
Neelam Chhiber	Sitting fees	-	4
Hareesh R Chawla	Sitting fees	-	4
Bhaskar Bhat	Sitting fees	-	4
Neelam Chhiber	Commission to Directors*	-	13
Hareesh R Chawla	Commission to Directors*	-	12
Bhaskar Bhat	Commission to Directors*	-	9

Balances as on balance sheet date

Name of the related party	Nature of transaction	As at	
		31 March 2026	31 March 2025
	Trade payables	62	-
	Security deposit received	39	-
TCL North America	Trade receivable	469	496
	Subvention payable	436	1,143
Tata Sons Private Limited	Royalty Payable	937	623
Titan Commodity Trading Limited	Cash margin receivable	2,000	4,265
	Interest receivable	20	58
	Trade payable	187	647
Key management personnel	Long term employee benefits - Gratuity	195	13
	Short term employee benefits - Leave encashment	1	9

Notes:

a) The above information has been determined to the extent such parties have been identified on the basis of information available with the Company.

30 Leases

30.1 Amounts recognised in balance sheet

Particulars	Note	As at	
		31 March 2026	31 March 2025
(i) Right-of-use assets	6		
Buildings		24,427	24,617
(ii) Lease liabilities			
Non-current	15(ii)	33,299	33,248
Current	18(iii)	6,020	5,182
		<u>39,319</u>	<u>38,430</u>
(iii) Lease receivables			
Non-current	7(i)	10,461	9,381
Current	11(v)	1,794	1,637
		<u>12,255</u>	<u>11,018</u>



CaratLane Trading Private Limited

Notes to the consolidated financial statements for the year ended 31 March 2026

(All amounts in INR lakhs, unless otherwise stated)

30 Leases (continued)

30.2 Amounts recognised in the statement of profit and loss

Particulars	Note	As at	
		31 March 2026	31 March 2025
(i) Depreciation and amortisation expense			
Buildings	26	5,081	4,585
(ii) Interest expense (included in finance cost)	25	3,473	3,030
(iii) Interest income on sub-lease (included in other income)	22	1,086	817
(iv) Expense relating to short-term leases	25	298	229
(v) Expense relating to variable lease payments	25	45	45

(a) Short-term lease has been accounted for applying paragraph 6 of Ind AS 116 - lease and accordingly recognized as expenses in the consolidated statement of profit and loss

(b) For total outflow for the year ended 31 March 2026 and 31 March 2025 refer cash flow statement.

30.3 Maturity Analysis of Lease Payments

Particulars	As at	
	31 March 2026	31 March 2025
Upto 1 year	6,354	5,790
1 to 2 years	5,882	5,689
2 to 3 years	5,202	5,171
3 to 4 years	4,888	4,248
4 to 5 years	3,730	4,025
Above 5 years	10,428	14,583
Total	36,484	39,506

30.4 Additional information on variable lease payment:

During the year ended 31 March 2026, the Company has incurred an amount of INR 45 lakhs (Previous year: INR 45 lakhs) on account of variable lease payments. Variable payment terms ranges from of net sales from a particular store. Variable payment terms are used for a variety of reasons, including minimising the fixed costs base for newly established stores and stores in malls. Excess of variable lease payments that depend on sales, over the fixed rental, are recognised in the statement of profit or loss in the period in which the condition that triggers those payments occur.

30.5 Additional information on extension/termination options:

Extension and termination options are included in a number of property lease arrangements of the Company. These are used to maximise operational flexibility in terms of managing the assets used in the Company's operations. The majority of extension and termination options held are exercisable based on mutual consent of the Company and respective lessors.

31 Employee benefit obligations

a) Defined contribution plan

The contributions recognized in the consolidated statement of profit and loss during the year are as under:

Particulars	As at	
	31 March 2026	31 March 2025
Employee provident fund	363	397
Employee state insurance	0	1

b) Defined benefit plan - Gratuity (non-funded)

Under the defined benefit plan, the company provides for a lumpsum payment to eligible employees, at retirement or termination of employment based on the last drawn salary and years of employment with the company.

The plan typically exposes the company to actuarial risk such as interest risk and salary risk.

Interest risk

A movement in the bond interest rate will impact the plan liability.

Salary risk

The present value of the defined benefit plan liability is calculated by reference to the future salaries of plan participants, as such an increase in the salary of the plan participants and vice-versa.

The principal assumptions used for the purposes of the actuarial valuations were as follows:

Particulars	As at	
	31 March 2026	31 March 2025
Discount rate (p.a.)	6.80%	6.60%
Salary escalation rate (p.a.)		
- Corporate	10.52%	10.52%
- Non-corporate	10.57%	10.57%
- Manufacturing	11.18%	11.18%
Attrition rate		
- Corporate	22.33%	22.33%
- Non-corporate	22.67%	22.67%
- Manufacturing	4.00%	4.00%

- The employees of the Company are assumed to retire at the age of 58 years.

- The mortality rates considered are as per the published rates in the Indian Assured Lives Mortality (2012-14) Ultimate table.



CaratLane Trading Private Limited

Notes to the consolidated financial statements for the year ended 31 March 2026

(All amounts in INR lakhs, unless otherwise stated)

31 Employee benefit obligations (continued)

Sensitivity analysis

The sensitivity analyses below have been determined based on reasonably possible changes of the respective assumptions occurring at the end of the reporting period, while holding all other assumptions constant.

Particulars	For the year ended 31 March 2026	
	Discount rate	Escalation rate
Defined benefit obligation when a plus 100 bps for respective rates is applied	1,698	1,921
Defined benefit obligation when a minus 100 bps for respective rates is applied	1,927	1,701

Particulars	For the year ended 31 March 2025	
	Discount rate	Escalation rate
Defined benefit obligation when a plus 100 bps for respective rates is applied	1,457	1,296
Defined benefit obligation when a minus 100 bps for respective rates is applied	1,663	1,379

Maturity profile	As at	As at
	31 March 2026	31 March 2025
Expected benefits for year 1	268	208
Expected benefits for year 2	274	212
Expected benefits for year 3	257	221
Expected benefits for year 4	229	207
Expected benefits for year 5	216	180
Expected benefits in next 5 years and above	1,901	1,691

The weighted average duration to the payment of these cash flows is 6.60 years (Previous year 6.25 years)

31 Employee benefit obligations (continued)

Components of defined benefit costs recognised in the consolidated statement of profit and loss are as follows:

Particulars	As at	As at
	31 March 2026	31 March 2025
Current service cost	335	323
Past service cost	6	-
Interest on net defined benefit liability	95	89
Total expense charged to the consolidated statement of profit and loss	435	412

Components of defined benefit costs recognised in other comprehensive income are as follows:

Particulars	As at	As at
	31 March 2026	31 March 2025
Actuarial loss / (gain) arising from change in financial assumptions	(23)	44
Actuarial loss / (gain) arising from change in demographic assumptions	-	-
Actuarial loss / (gain) arising on account of experience changes	51	(22)
Remeasurements during the year	28	22

The service cost and the net interest expense for the year are included in the 'Salaries, wages and bonus' line item in the consolidated statement of profit and loss. The remeasurement of the net defined liability is included in other comprehensive income. The amount included in the consolidated balance sheet arising from the entity's obligation in respect of its defined benefit plans is as follows:

Particulars	As at	As at
	31 March 2026	31 March 2025
Opening defined benefit liability	1,553	1,336
Current service cost	335	323
Past service cost	6	-
Interest on defined benefit obligations	95	89
Amount recognised outside the consolidated statement of profit and loss account		
- Actuarial loss / (gain) arising from change in financial assumptions	(23)	44
- Actuarial loss / (gain) arising from change in demographic assumptions	-	-
- Actuarial loss / (gain) arising on account of experience changes	51	(22)
Benefits paid	(247)	(237)
Liabilities assumed / settled	36	19
Closing defined benefit liability	1,805	1,553



CaratLane Trading Private Limited

Notes to the consolidated financial statements for the year ended 31 March 2026
(All amounts in INR lakhs, unless otherwise stated)

31 Employee benefit obligations (continued)

c) Compensated absences

This provision covers the Company's liability for earned leave.

Provision as at 31 March 2026 amounting to INR 768 lakhs (2025: INR 708 lakhs) is presented as current, since the company does not have an unconditional right to defer the settlement for atleast twelve months after the reporting date.

Similar assumptions have been made as per the defined benefit plan.

The service cost and the net interest expense for the year are included in the 'Salaries, wages and bonus' line item in the statement of profit and loss. The remeasurement of the net liability is included in other comprehensive income. The amount included in the consolidated balance sheet arising from the entity's obligation in respect of its compensated absences is as follows:

Particulars	As at 31 March 2026	As at 31 March 2025
Compensated absences		
Current	768	708
	<u>768</u>	<u>708</u>

d) Long Term Incentive Plan and Titan Performance Stock Options

During the previous year, the Company has introduced cash based Long Term Incentive Plan and Performance Stock Unit (PSU) plan of parent company for eligible employees. These plans were based on the future targeted performance of the Company covering a period FY 2024-25 to 2026-27. Based on the current projections of the Company's achievements, it observed that the incentive would not be meaningful to the Senior Management as the targets set were relatively high and accordingly the the Company has foreclosed the plans.

32 Operating segment

The Chief Operating Decision Maker ('CODM') evaluates the Group's performance and allocates resources based on analysis of various performance indicators by industry classes. The Managing Director of the holding Company have been identified as the CODM. Accordingly, segment information has been presented for industry classes. The operating segment has been identified to be "Jewellery" as the CODM reviews business performance at an overall Group level as one segment.

33 Right to recover returned goods and Liability for sales return

The Group has a return policy whereby customers can return the jewellery purchased by them within a period of 15 days. Therefore based on the expected sales return the company creates a liability for sales return on the sale value and corresponding right to recover returned goods towards cost of sales for such sales return in the financial statement for the year ended 31 March 2026

Nature	As at 31 March 2026	As at 31 March 2025
Liability for sales return		
Opening balance	444	758
Less: Provision reversed towards sales returns	(444)	(758)
Add: Provision towards sales return created	358	444
Closing balance	<u>358</u>	<u>444</u>
Right to recover returned goods		
Opening balance	319	496
Less: Provision reversed towards sales returns	(319)	(496)
Add: Provision towards sales return created	264	319
Closing balance	<u>264</u>	<u>319</u>

34 Commercial paper

The following tables set forth, for the period indicated, details of commercial paper:

31 March 2026

Maturities	0-1 Month	2-3 Months	4-6 Months
Face value	-	-	-
Carrying value	-	-	-

31 March 2025

Maturities	0-1 Month	2-3 Months	4-6 Months
Face value	-	20,000	-
Carrying value	-	19,736	-

The following tables set forth, ratings assigned by credit rating agency at 31 March 2026

Instrument	ICRA	CRISIL
Commercial paper	ICRA [A1-] (Reaffirmed)	CRISIL AAA/Stable (Reaffirmed)



CaratLane Trading Private Limited

Notes to the consolidated financial statements for the year ended 31 March 2026

(All amounts in INR lakhs, unless otherwise stated)

34 Commercial paper (continued)
(b) Movement of Commercial Paper :

Particulars	For the year ended 31 March 2026	For the year ended 31 March 2025
Opening Balance	19,736	-
Additions during the year	59,396	113,171
Repayments during the year	79,132	93,435
Closing balance	-	19,736

35 Contingent liabilities and commitments

- (a) The Supreme court of India in the month of February 2019 had passed a judgement relating to definition of wages under the Provident Fund Act, 1952. However, considering that there are numerous interpretative issues relating to this judgement and in the absence of reliable measurement of the provision for the earlier periods, the Company has made a provision for provident fund contribution based on its interpretation of the said judgement. The Company will evaluate its position and update its provision, if required, on receiving further clarity on the subject. The Company does not expect any material impact of the same.
- (b) "During financial year 2021-22, the Company received Show Cause Notice ('SCN') dated 28 March 2022, from the office of the Directorate of Enforcement, Government of India ('DOE') alleging that the Company received Foreign Direct Investment ('FDI') during the year(s) 2011 to 2014 in lieu of issue of shares to overseas investors, which was utilised in Single Brand Retail Trading activities without prior approval from the Government of India/ Reserve Bank of India. The show-cause notice pertained to an alleged violation of FEMA Rules as Foreign Direct Investment in single-brand retail was not permitted under automatic route in above stated periods.

The Company, based upon the management briefing, approached a former Chief Justice of India, Supreme Court who had opined that CaratLane was not in violation of the FEMA rules as at the relevant period, it was only engaged in permitted activities and was not engaged in retail trade. Furthermore, during financial year 2022-23, the Company filed detailed reply to the DOE with clarification vide their letter dated October 28, 2022. Thereafter, the Company also preferred a Writ Petition bearing No. 30893 of 2022 ("Writ Petition"), filed before the Hon'ble High Court of Judicature at Madras ('Hon'ble Court'), challenging the SCN and proceedings before DOE. The same was heard by the Hon'ble Court on November 21, 2022, and DOE was directed to file a counter-affidavit as its response, within 4 weeks. However, DOE has filed its counter affidavit and served the same upon Company on 26 June 2024.

The Company filed an additional Affidavit with the Madras High Court seeking a formal extension of the interim stay and requesting that proceedings related to the Show Cause Notice (SCN) be held in abeyance pending the final disposal of the Writ Petition. On October 16, 2025, the Court granted an order extending the interim injunction. While the petition was subsequently listed for hearing on November 11 and December 12, 2025, the matter was adjourned on both occasions. A notification for the next hearing date is currently awaited.



CaratLane Trading Private

Notes to the consolidated financial statements for the year ended 31 March 2026

(All amounts in INR Lakhs, unless otherwise stated)

36 Financial instruments

36.1 Categories of financial instruments

Financial assets

Particulars	As at 31 March 2026	As at 31 March 2025
a. Measured at amortised cost		
- Loans to employees (Refer note 11(iv))	110	94
- Security and other deposits (Refer note 7(i) and note 11(v))	3,421	2,852
- Trade receivables (Refer note 11(i))	1,884	1,156
- Cash and cash equivalents (Refer note 11(ii))	4,462	4,350
- Other bank balances (Refer note 11(iii))	354	837
- Lease receivables (Refer note 7(i) and note 11(v))	12,255	11,018
- Other financial assets	10,285	8,078
Total financial assets measured at amortised cost	32,771	28,385
Total financial assets	32,771	28,385

Financial liabilities

Particulars	As at 31 March 2026	As at 31 March 2025
a. Measured at fair value through profit or loss ("FVTPL")		
- Gold on loan	55,257	76,696
Total financial liabilities measured at FVTPL (a)	55,257	76,696
a. Measured at amortised cost		
- Borrowings	103,394	73,046
- Rental deposits	1,254	613
- Trade payables	28,754	26,490
- Lease liabilities	39,319	38,430
- Other financial liabilities	3,879	3,458
Total financial liabilities measured at amortised cost (b)	176,580	142,037
Total financial liabilities (a + b)	231,837	218,733

36.2 (i) Fair value hierarchy

This note explains about basis for determination of fair values of various financial assets and liabilities:

Particulars	Level 1	Level 2	Level 3	Total
Financial assets and liabilities measured at fair value - March 31, 2026				
Financial liabilities				
- Gold loan	55,257	-	-	55,257
Total financial assets	55,257	-	-	55,257

Particulars	Level 1	Level 2	Level 3	Total
Financial assets and liabilities measured at fair value - March 31, 2025				
Financial liabilities				
- Gold loan	76,696	-	-	76,696
Total financial assets	76,696	-	-	76,696

Level 1: Level 1 hierarchy includes financial instruments measured using quoted prices. This includes listed equity instruments, mutual funds. The fair value of all equity instruments that are traded in the stock exchanges is valued using the closing price at the reporting period. The mutual funds are valued using the closing net asset value. Gold loan which are to be repaid based on quoted price as on the date of the repayment. The Gold loan has been valued at the closing gold rates.

Level 2: The fair value of financial instruments that are not traded in an active market (for example: Over-the-counter derivatives) is determined using valuation techniques which maximize the use of observable data and rely as little as possible on entity-specific estimates. If all significant inputs required to fair value an instrument are observable, the instrument is included in level 2.

Level 3: If one or more of the significant inputs is not based on observable market data, the instrument is included in level 3. This is the case of unlisted instruments, deposits, employee loans etc.

(ii) Valuation technique used to determine fair value

Specific value techniques used to value financial instruments include:

- the use of quoted market prices for listed instruments.
- the fair value of remaining financial instruments is determined using discounted cash flow analysis.

(iii) Fair value of financial assets and financial liabilities that are not measured at fair value (but fair value disclosures are required)

The carrying values of financial assets and liabilities approximate the fair values.

Financial risk management

The Company has in place a Risk management framework to identify, evaluate business risks and challenges across the Company both at corporate level as also separately for each business division. These risks include market risk, credit risk and liquidity risk.

The Company minimises the effects of these risks by using derivative financial instruments to hedge risk exposures. The use of derivative financial instruments and investment of excess liquidity is governed by the Company's policies approved by the Board of Directors, which provide written principles on the use of such instruments consistent with the Company's risk management strategy.

The Company does not enter into or trade financial instruments including derivative financial instruments, for speculative purposes.



CaratLane Trading Private

Notes to the consolidated financial statements for the year ended 31 March 2026

(All amounts in INR lakhs, unless otherwise stated)

36.3 Credit risk

Credit risk refers to the risk that the counterparty will default on its contractual obligations resulting in financial loss to the Company. The Company deals majorly with creditworthy counterparties and obtains sufficient collateral, where appropriate as a means of mitigating the risk of financial loss from defaults. Credit risk is managed by the Company through approved credit norms, establishing credit limits and continuously monitoring the creditworthiness of customers to which the Company grants credit terms in the normal course of business. On account of adoption of Ind AS 109, the Company uses expected credit loss model to assess the impairment loss. Credit risk arises principally from the Company's receivables from customers. Credit risk on liquid funds is limited because the counterparties are banks. Refer note 11(ii) for the disclosures for trade receivables.

36.4 Liquidity risk

The Company invests its surplus funds from time-to-time in various short-term instruments. Security of funds and liquidity shall be the primary consideration while deciding on the type of investments. The Company manages liquidity risk by maintaining adequate reserves, banking facilities and reserve borrowing facilities, by continuously monitoring forecast and actual cash flows and by matching the maturity profiles of financial assets and liabilities. The company expects to meet its other obligations from operating cash flows and proceeds of maturing financial assets.

Liquidity risk tables

The following table below analyses the Company's financial liabilities into relevant maturity groupings based on their maturities for all non-derivative financial liabilities that are net settled.

The tables have been drawn on an undiscounted basis based on the earliest date on which the Company can be required to pay.

Particulars	As at 31 March 2026	As at 31 March 2025
Secured bank overdraft/term loan facility, payable		
- amount used	102,646	50,970
- amount unused	7,854	5,530
Secured gold on loan facility, payable		
- amount used	55,257	76,696
- amount unused	17,743	5,304

Liquidity and interest risk tables

The following tables details the Company's remaining contractual maturity for its non-derivative financial liabilities with agreed repayment periods. The tables have been drawn on an undiscounted cash flows of financial liabilities based on the earliest date on which the Company can be required to pay.

Contractual maturities of financial liabilities	Less than 3 months	> 3 months	Total
As at			
31 March 2026			
Non-derivative			
- Security deposits	18	1,544	1,562
- Borrowings	90,470	12,924	103,394
- Trade payables	28,734	-	28,734
- Gold loan	12,977	42,280	55,257
- Lease liabilities	2,264	50,472	52,736
- Other financial liabilities	3,264	307	3,571
Total non-derivative liabilities	137,727	107,527	245,254

Contractual maturities of financial liabilities	Less than 3 months	> 3 months	Total
As at			
31 March 2025			
Non-derivative			
- Security deposits	-	1,026	1,026
- Borrowings	72,856	192	73,048
- Trade payables	26,490	-	26,490
- Gold loan	16,971	59,725	76,696
- Lease liabilities	2,038	50,955	52,993
- Other financial liabilities	2,932	1,139	4,071
Total non-derivative liabilities	121,287	113,037	234,324

36.5 Market risk

The market risks to which the Company is exposed are price risk and foreign currency risk.

Price risk

The Company is exposed to fluctuations in gold price (including fluctuations in foreign currency) arising on purchase/ sale of gold.

To manage the variability in cash flows, the Company enters into derivative financial instruments to manage the risk associated with gold price fluctuations relating to all the highly probable forecasted transactions. Such derivative financial instruments are primarily in the nature of future and forward commodity contracts and forward foreign exchange contracts. The risk management strategy against gold price fluctuation also includes procuring gold on loan basis, with a flexibility to fix price of gold at any time during the tenor of the loan.

The use of such derivative financial instruments is governed by the Company's policies approved by the Board of Directors, which provide written principles on the use of such instruments consistent with the Company's risk management strategy.



CaratLane Trading Private

Notes to the consolidated financial statements for the year ended 31 March 2026
(All amounts in INR lakhs, unless otherwise stated)

36.5 Market risk (continued)

The following table gives details of contracts as at the end of the reporting year:

Fair value hedges Sell future and forward contracts:

Particulars	Nature of Hedge	Average rate (Per gram)	Quantity of hedge instruments (kgs)	Nominal amount
31 March 2026	Fair val	14,960	630	94,246
31 March 2025	Fair val	9,049	424	38,368

Fair value hedge

The Company designates derivative contracts as hedging instruments to mitigate the risk of change in fair value of hedged item due to movement in gold prices. Changes in the fair value of hedging instruments and hedged items that are designated and qualify as fair value hedges are recorded in the Statement of Profit and Loss. Therefore, there will be no impact of the fluctuation in the price of the gold on the Company's profit for the period.

The table below shows the position of hedging instruments and hedged items as on the balance sheet date:

As at 31 March 2026:

Commodity price risk	Carrying value of Hedged item	Maturity	Impact of fair value hedge	Disclosure in balance sheet
Hedged item - fixed gold	84,373	- 3 months	(4,448)	Inventories
Hedging instrument - derivatives	- 9,873	to 6 mon	314	Other financial assets/ other liabilities

As at 31 March 2025:

Commodity price risk	Carrying value of Hedged item	Maturity	Impact of fair value hedge	Disclosure in balance sheet
Hedged item - fixed gold	38,368	- 3 months	(1,360)	Inventories
Hedging instrument - derivatives	- (103)	to 6 mon	(103)	Other financial assets/ other liabilities

Foreign currency risk management

The Company is exposed to foreign exchange risk arising through its sales and purchases denominated in various foreign currencies.

(i) The risk management strategy on foreign currency exchange fluctuation arising on account of purchase/ sale of gold is covered above

(ii) In respect of normal purchase and sale transactions denominated in foreign currency, contracts are measured at fair value through the consolidated

The carrying amount of the Company's foreign currency denominated monetary assets and monetary liabilities at the end of the reporting year are as follows

Currency	Liabilities as at		Assets as at	
	31 March 2026	31 March 2025	31 March 2026	31 March 2025
Outstanding in USD *	6	6	4	1
Outstanding in INR	547	517	338	80

*Represents amounts less than 50,000

Foreign currency sensitivity analysis

The Company is mainly exposed to USD. The Company's sensitivity to a 1% increase and decrease in the INR against the relevant foreign currencies is presented below:

The sensitivity analysis includes only outstanding foreign currency denominated monetary items and adjusts their translation at the period end for a 1% change in foreign currency rates. There is an increase in profit or equity by INR 0.3 lakhs where the INR strengthens 1% against the relevant currency. For a 1% weakening of the INR against the relevant currency, there would be a comparable decrease in profit or equity.

In management's opinion, the sensitivity analysis is unrepresentative of the inherent foreign exchange risk because the exposure at the end of the reporting period does not reflect the exposure during the year.

Interest rate risk

Interest rate risk is the risk that changes in market interest rates will lead to changes in fair value of financial instruments or changes in interest income, expense and cash flows of the Company.

The Company is subject to variable interest rates on some of its interest bearing liabilities. The Company's interest rate exposure is mainly related to debt obligations. The Company also uses a mix of interest rate sensitive financial instruments to manage the liquidity and fund requirements for its day to day operations like short term loans.

As at 31 March 2026 and 2025, financial liabilities of INR 1,03,394 Lakhs and INR 73,046 Lakhs, respectively, were subject to variable interest rates.

The model assumes that interest rate changes are instantaneous parallel shifts in the yield curve. Although some assets and liabilities may have similar maturities or periods to re-pricing, these may not react correspondingly to changes in market interest rates. Also, the interest rates on some types of assets and liabilities may fluctuate with changes in market interest rates, while interest rates on other types of assets may change with a lag.

The risk estimates provided assume a parallel shift of 100 basis points interest rate across all yield curves. This calculation also assumes that the change occurs at the balance sheet date and has been calculated based on risk exposures outstanding as at that date. The period end balances are not necessarily representative of the average debt outstanding during the period.

37 Estimated amount of contracts remaining to be executed on capital account and not provided for is INR 404 lakhs (Previous year: INR 434 lakhs)



CaratLane Trading Private Limited

Notes to the consolidated financial statements for the year ended 31 March 2026

(All amounts in INR lakhs, unless otherwise stated)

38 Assets and liabilities held for sale

See accounting policy in Note 3(v1)

As at 31st March 2024, the Company had reclassified all assets and liabilities pertaining to the silver business operated under the brand name "Shaya" as Assets and Liabilities Held for Sale, pursuant to the in-principle approval obtained from the Board of Directors to divest the said business

Subsequently, during the financial year 2024-25, the Company reassessed its strategic plans and decided to discontinue the sale process. Accordingly, the assets and liabilities previously classified as held for sale have been reclassified back to their respective categories in accordance with applicable accounting standards

A. Assets and liabilities of disposal group held for sale

As at 31 March 2024, the disposal group was stated at lower of cost or fair value less cost to sell and comprised the following assets and liabilities

Particular	Amount
Assets :	
Property, plant and Equipment	166
Inventories	1,472
Trade receivables	98
Advance to Supplier	70
Assets held for sale	1,806
Liabilities :	
Trade payables	120
Liabilities held for sale	120

B. Cumulative income or expenses included in OCI

There are no cumulative income or expenses included in OCI relating to the disposal group.

C. Measurement of Fair Values

The fair value of assets and liabilities held for sale has been categorised as Level 3 fair value.

- 39 The Group has incorporated a subsidiary namely StudioC Inc on 11 February 2021 and made an investment of \$ 1,50,000 in StudioC. The subsidiary company which is included in consolidation and the Company's holdings therein is as under

Name of the subsidiary	Country of incorporation	Holding % 31 March 26	Holding % 31 March 25
StudioC Inc	United States	100%	100%

A. Additional information pursuant to para 2 of general instructions for the preparation of Consolidated Financial Statements:

Additional information as required by Paragraph 2 of the General Instructions for Preparation of Consolidated Financial Statements to Schedule III to the 2013 Act.

Name of the Entity	As at 31 March 2026				As at 31 March 2025			
	Net assets, i.e., total assets minus total liabilities		Consolidated profit after tax		Net assets, i.e., total assets minus total liabilities		Consolidated profit	
	As a % of consolidated net assets	Amount	As a % of consolidated profit	Amount	As a % of consolidated net assets	Amount	As a % of consolidated profit	Amount
Parent : CaratLane Trading Private Limited	100%	53,018	100%	26,806	99%	26,234	66%	11,070
Subsidiary: StudioC Inc.	-10%	(5,304)	0%	(12)	-18%	(4,786)	2%	373
Adjustment arising out of consolidation	10%	5,517	0%	0	19%	4,989	32%	5,298
	100%	53,231	100%	26,794	100%	26,437	100%	16,741

Name of the Entity	As at 31 March 2026				As at 31 March 2025			
	Share in other comprehensive income		Total comprehensive income		Share in other comprehensive income		Total comprehensive income	
	As % of consolidated other comprehensive income	Amount	As % of total other comprehensive income	Amount	As % of consolidated other comprehensive income	Amount	As % of total other comprehensive income	Amount
Parent : CaratLane Trading Private Limited	-100%	(21)	100%	26,785	11%	(16)	67%	11,054
Subsidiary: StudioC Inc.	0%	(527)	0%	(12)	-2%	2	1%	243
Adjustment arising out of consolidation	100%	548	0%	21	91%	(131)	32%	5,299
	0%	-	100%	26,794	100%	(145)	100%	16,596

B. Cessation of operations :

CaratLane Trading Private Limited ("the Company") has entered into an exclusive distribution agreement with its fellow subsidiary TCL North America Inc with a right to sell and market its products in the North America territory and will cease the distribution agreement with StudioC Inc w e f 01 January 2025. This strategic decision, taken by Company management, aims to streamline operations and improve regional efficiency. Consequently, operations under StudioC Inc have been discontinued as of 01 January 2025.



CaratLane Trading Private Limited

Notes to the consolidated financial statements for the year ended 31 March 2026

(All amounts in INR lakhs, unless otherwise stated)

40 Capital management

The Company's policy to maintain a stable and strong capital structure with a focus on total equity so as to maintain investors, creditors and market confidence and to sustain future development and growth of its business. In order to maintain the capital structure, the Company monitors the return on capital, as well as level of dividends to equity shareholders. The Company aims to manage its capital efficiency so as to safeguard its ability to continue as a going concern and to optimize returns to all its shareholders. For the purpose of the Company's capital management, capital includes issued capital and all other equity reserves and debt is included as a part of borrowings and gold loan.

Particulars	As at 31 March 2026	As at 31 March 2025
Total debt *	103,394	73,046
Total equity	53,231	26,437
Debt to equity ratio	1.94	2.76

* Total debt includes only borrowings. Gold on loan and lease liabilities has not been considered for the purpose of above

41 Other statutory information :

- The Group does not have any Benami property or any proceeding which is pending against the Company for holding any Benami property.
- The Group do not have any transactions with companies struck off.
- The Group do not have any charges or satisfaction which is yet to be registered with Registrar of Companies beyond the statutory period.
- The Group has not traded or invested in crypto currency or virtual currency during the financial year.
- The Group is not classified as willful defaulter.
- The Group doesn't have any transaction which is not recorded in the books of accounts that has been surrendered or disclosed as income during the year in the tax assessments under the Income Tax Act, 1961 such as search or survey.
- No funds have been advanced or loaned or invested (either from borrowed funds or share premium or any other sources or kind of funds) by the Group to or in any other person(s) or entity(ies), including foreign entities ("Intermediaries"), with the understanding, whether recorded in writing or otherwise, that the Intermediary shall, directly or indirectly lend or invest in other persons or entities identified in any manner whatsoever by or on behalf of the Group ("Ultimate Beneficiaries") or provide any guarantee, security or the like on behalf of the Ultimate Beneficiaries.
- No funds have been received by the Group from any person(s) or entity(ies), including foreign entities ("Funding Parties"), with the understanding, whether recorded in writing or otherwise, that the Group shall, directly or indirectly, lend or invest in other persons or entities identified in any manner whatsoever by or on behalf of the Funding Party ("Ultimate Beneficiaries") or provide any guarantee, security or the like on behalf of the Ultimate Beneficiaries.
- The Group has not revalued its property, plant and equipment (including right to use asset) or intangible assets or both during the current or previous year
- The Group has complied with the number of layers prescribed under the Companies Act, 2013
- The Group has not entered into any scheme of arrangement which has an accounting impact in the current or previous financial year

As per our report of even date attached

for B S R & Co. LLP
Chartered Accountants
Firm registration number: 101248W/ W-100022

Arjun Ramesh
Partner
Membership No. 218495
Place: Bengaluru
Date: 07 May 2026

for and on behalf of the Board of Directors of
CARATLANE TRADING PRIVATE LIMITED
(CIN: U52393TN2007PTC064830)

Saumen Bhaumik
Managing Director
DIN: 10674640
Place: Bengaluru
Date: 07 May 2026

Ashok Kumar Sonthalia
Director
DIN: 03259683
Place: Bengaluru
Date: 07 May 2026

Jigar Vyas
Chief Financial Officer
Place: Bengaluru
Date: 07 May 2026

Kalyanibhai Rhonac
Company Secretary
Place: Bengaluru
Date: 07 May 2026